

ENVIRONMENTAL MONITORING REPORT

FOR

TIDONG POWER GENERATION PVT LTD



M/TPGPL./2021/10

JUNE 2021



Prepared By

MANTEC CONSULTANTS PVT. LTD.

QCI / NABET Accredited EIA Consultant at S.No.157 as per List of Accredited consultant Organizations/ Rev.10 / May 13, 2021 and MoEF & NABL approved Laboratory

**805, Vishal Bhawan, 95 Nehru Place, New Delhi-110019, PH. 011-26429294/95/96,
Fax. 011-26463665/26842531,**

**Environment Division, D-36, Sector-6, Noida-201 301, U. P.,
Ph. 0120-4215000, 0120-4215807 Fax. 0120-4215809,**



e-mail: lab@manteconsultants.com

Website: www.manteconsultants.com

TABLE OF CONTENTS

Sl. No	Contents	Page No.
		01
	Ambient Air Quality Monitoring Locations At Tidong Power Generation Pvt. Ltd., Vill.- Ruwang, P.O. - Moorang, Distt.- Kinnaur, (Himachal Pradesh)	03-16
1.	ADIT- I	03-04
2.	Dam Site	05-06
3.	Moorang Village	07-08
4.	Site Office	09-10
5.	Power House	11-12
6.	Rispa Village	13-14
7.	Check Post	15-16
8.	ADIT-II	17-18
	Stack Monitoring Locations At Tidong Power Generation Pvt. Ltd., Vill.- Ruwang, P.O. - Moorang, Distt.- Kinnaur, (Himachal Pradesh)	19-24
1.	Dam Site near Batching Plant,500 KVA	19
2.	Dam Site near Crusher Plant	20
3.	ADIT-I ,320 KVA	21
4.	Site Office ,40 KVA	22
5.	Site Office near Cement Store, 125 KVA	23
6.	Power House, 125 KVA	24
	Water Quality Monitoring Locations At Tidong Power Generation Pvt. Ltd., Vill.- Ruwang, P.O. - Moorang, Distt.- Kinnaur, (Himachal Pradesh)	25-39
1.	Surface Water- Tidong River Upstream Near Lamber Village	25-26
2.	Surface Water- Tidong River Downstream Dam Site Near Stone Crusher	27-28
3.	Surface Water- Tidong River Upstream Project Site Near Store Bridge	29-30
4.	Surface Water- Downstream Project Site Near TRC	31-32
5.	Drinking Water- R.O. Inlet Water near Power House	33-34
6.	Drinking Water- R.O. Outlet Water near Power House	35-36
7.	Waste Water- STP Untreated Water near Power House	37
8.	Waste Water- STP Treated Water near Power House	38
9.	Waste Water- STP Untreated Water near Dam Site	39
10.	Waste Water- STP Treated Water near Dam Site	40
	Ambient Noise Monitoring Locations At Tidong Power Generation Pvt. Ltd., Vill.- Ruwang, P.O. - Moorang, Distt.- Kinnaur, (Himachal Pradesh)	41-53
1.	ADIT- I	41-42
2.	Dam Site	43-44
3.	Moorang Village	45-46
4.	Site Office	47-48
5.	Power House	49-50
6.	Rispa Village	51-52
7.	Check Post	53-54
8.	ADIT-II	55-56

	Source Noise Monitoring Locations At Tidong Power Generation Pvt. Ltd., Vill.- Ruwang, P.O. - Moorang, Distt.- Kinnaur, (Himachal Pradesh)	57-60
1.	Dam Site near Batching Plant ,500 KVA	57
2.	Dam Site near Crusher Plant	58
3.	ADIT-I ,320 KVA	59
4.	Site Office ,40 KVA	60
5.	Site Office near Cement Store, 125 KVA	61
6.	Power House, 125 KVA	62
	Traffic Survey Locations At Tidong Power Generation Pvt. Ltd., Vill.- Ruwang, P.O. - Moorang, Distt.- Kinnaur, (Himachal Pradesh)	63
1.	Check Post, Village - Ruwang	63
	Monitoring Photographs At Tidong Power Generation Pvt. Ltd., Vill.- Ruwang, P.O. - Moorang, Distt.- Kinnaur, (Himachal Pradesh)	64-66


	MANTEC ENVIRONMENTAL LABORATORY {An ISO 9001: 2015 Certified & Accredited by NABL} (Recognized by MoEF&CC-Govt. of India) D-36, SECTOR-VI, NOIDA, District-Gautam Budh Nagar, U. P. Ph.0120-4215000, 4215805, Fax, 0120-4215809, email: manteclab@gmail.com	
	TC-6440	

Sample Identification	:	A21070301
Name & Address of the Customer	:	Tidong Power Generation Pvt. Ltd., Vill.- Ruwang, P.O. - Moorang, Distt.- Kinnaur, (Himachal Pradesh)
Start Date & Time of Sampling	:	24.06.2021, 11:00 PM
End Date & Time of Sampling	:	25.06.2021, 11:00PM
Date of Receipt	:	03.07.2021
Sample Description	:	Ambient Air
Sample Condition	:	OK
Start Date of Analysis	:	03.07.2021
End Date of Analysis	:	09.07.2021
Date of Reporting	:	10.07.2021
Sampling Location	:	ADIT-I
Sample Submitted by	:	Mr. Rahul Singh & Mr. Mahesh Kumar
Environmental Condition at Lab	:	Temp. 25 ± 2 °C Humidity 50 ± 10 %
Ref. of Sampling Procedure No.	:	MEL/MSP/7.3/P-01

TEST RESULTS

Sl. No.	Parameter	Units of Measurements	Value	Prescribed Limits	Protocol
1.	PM ₁₀	µg/m ³	40	100	IS: 5182 Part-XXIII, 2006
2.	PM _{2.5}	µg/m ³	24	60	CPCB Guideline, 2011
3.	SO ₂	µg/m ³	BDL*	80	IS: 5182 Part-II, 2001
4.	NO ₂	µg/m ³	20	80	IS: 5182 Part-VI, 2006
5.	CO	mg/m ³	0.54	02	IS: 5182 Part-X, 2003 NDIR spectroscopy

*BDL: Bellow Detection Limit <4.0 µg/m³


Manoranjan
 Analyzed by:




Gaja Nand Mallick
 Quality Manager:

Notes:

- The results relate only to the sample tested.
- This Test Report shall not be reproduced wholly or in part without prior written consent of the laboratory.
- The samples received shall be destroyed after two weeks from the date of issue of the Test Report unless specified otherwise.
- This Test Report shall not be used in any advertising media or as evidence in the court of Law without prior written consent of the laboratory.

******End of Report******


	MANTEC ENVIRONMENTAL LABORATORY {An ISO 9001: 2015 Certified & Accredited by NABL} (Recognized by MoEF&CC-Govt. of India) D-36, SECTOR-VI, NOIDA, District-Gautam Budh Nagar, U. P. Ph.0120-4215000, 4215805, Fax, 0120-4215809, email: manteclab@gmail.com	 TC-6440
---	--	---

Sample Identification	:	A21070302
Name & Address of the Customer	:	Tidong Power Generation Pvt. Ltd., Vill.- Ruwang, P.O. - Moorang, Distt.- Kinnaur, (Himachal Pradesh)
Start Date & Time of Sampling	:	25.06.2021, 11:05 AM
End Date & Time of Sampling	:	26.06.2021, 11:05 AM
Date of Receipt	:	03.07.2021
Sample Description	:	Ambient Air
Sample Condition	:	OK
Start Date of Analysis	:	03.07.2021
End Date of Analysis	:	09.07.2021
Date of Reporting	:	10.07.2021
Sampling Location	:	ADIT-I
Sample Submitted by	:	Mr. Rahul Singh & Mr. Mahesh Kumar
Environmental Condition at Lab	:	Temp. 25 ± 2 °C Humidity 50 ± 10 %
Ref. of Sampling Procedure No.	:	MEL/MSP/7.3/P-01

TEST RESULTS

Sl. No.	Parameter	Units of Measurements	Value	Prescribed Limits	Protocol
1.	PM ₁₀	µg/m ³	36	100	IS: 5182 Part-XXIII, 2006
2.	PM _{2.5}	µg/m ³	20	60	CPCB Guideline, 2011
3.	SO ₂	µg/m ³	BDL*	80	IS: 5182 Part-II, 2001
4.	NO ₂	µg/m ³	14	80	IS: 5182 Part-VI, 2006
5.	CO	mg/m ³	0.44	02	IS: 5182 Part-X, 2003 NDIR spectroscopy

*BDL: Bellow Detection Limit <4.0 µg/m³


Manoranjan
 Analyzed by:






Gaja Nand Mallick
 Quality Manager:

Notes:

- The results relate only to the sample tested.
- This Test Report shall not be reproduced wholly or in part without prior written consent of the laboratory.
- The samples received shall be destroyed after two weeks from the date of issue of the Test Report unless specified otherwise.
- This Test Report shall not be used in any advertising media or as evidence in the court of Law without prior written consent of the laboratory.


******End of Report******

	MANTEC ENVIRONMENTAL LABORATORY [An ISO 9001: 2015 Certified & Accredited by NABL] (Recognized by MoEF&CC-Govt. of India) D-36, SECTOR-VI, NOIDA, District-Gautam Budh Nagar, U. P. Ph.0120-4215000, 4215805, Fax, 0120-4215809, email: manteclab@gmail.com	 TC-6440
---	--	---

Sample Identification	:	A21070303
Name & Address of the Customer	:	Tidong Power Generation Pvt. Ltd., Vill.- Ruwang, P.O. - Moorang, Distt.- Kinnaur, (Himachal Pradesh)
Start Date & Time of Sampling	:	24.06.2021, 01:00 PM
Start Date & Time of Sampling	:	25.06.2021, 01:00 PM
Date of Receipt	:	03.07.2021
Sample Description	:	Ambient Air
Sample Condition	:	OK
Start Date of Analysis	:	03.07.2021
End Date of Analysis	:	09.07.2021
Date of Reporting	:	10.07.2021
Sampling Location	:	Dam Site
Sample Submitted by	:	Mr. Rahul Singh & Mr. Mahesh Kumar
Environmental Condition at Lab	:	Temp. 25 ± 2 °C Humidity 50 ± 10 %
Ref. of Sampling Procedure No.	:	MEL/MSP/7.3/P-01

TEST RESULTS

Sl. No.	Parameter	Units of Measurements	Value	Prescribed Limits	Protocol
1.	PM ₁₀	µg/m ³	56	100	IS: 5182 Part-XXIII, 2006
2.	PM _{2.5}	µg/m ³	32	60	CPCB Guideline, 2011
3.	SO ₂	µg/m ³	05	80	IS: 5182 Part-II, 2001
4.	NO ₂	µg/m ³	20	80	IS: 5182 Part-VI, 2006
5.	CO	mg/m ³	0.68	02	IS: 5182 Part-X, 2003 NDIR spectroscopy


Manoranjan
 Analyzed by:






Gaja Nand Mallick
 Quality Manager:

Notes:

- The results relate only to the sample tested.
- This Test Report shall not be reproduced wholly or in part without prior written consent of the laboratory.
- The samples received shall be destroyed after two weeks from the date of issue of the Test Report unless specified otherwise.
- This Test Report shall not be used in any advertising media or as evidence in the court of Law without prior written consent of the laboratory.


End of Report

	MANTEC ENVIRONMENTAL LABORATORY {An ISO 9001: 2015 Certified & Accredited by NABL} (Recognized by MoEF&CC-Govt. of India) D-36, SECTOR-VI, NOIDA, District-Gautam Budh Nagar, U. P. Ph.0120-4215000, 4215805, Fax, 0120-4215809, email: manteclab@gmail.com	 TC-6440
---	--	---

Sample Identification	:	A21070304
Name & Address of the Customer	:	Tidong Power Generation Pvt. Ltd., Vill.- Ruwang, P.O. - Moorang, Distt.- Kinnaur, (Himachal Pradesh)
Start Date & Time of Sampling	:	25.06.2021, 01:05 AM
End Date & Time of Sampling	:	26.06.2021, 01:05AM
Date of Receipt	:	03.07.2021
Sample Description	:	Ambient Air
Sample Condition	:	OK
Start Date of Analysis	:	03.07.2021
End Date of Analysis	:	09.07.2021
Date of Reporting	:	10.07.2021
Sampling Location	:	Dam Site
Sample Submitted by	:	Mr. Rahul Singh & Mr. Mahesh Kumar
Environmental Condition at Lab	:	Temp. 25 ± 2 °C Humidity 50 ± 10 %
Ref. of Sampling Procedure No.	:	MEL/MSP/7.3/P-01

TEST RESULTS

Sl. No.	Parameter	Units of Measurements	Value	Prescribed Limits	Protocol
1.	PM ₁₀	µg/m ³	52	100	IS: 5182 Part-XXIII, 2006
2.	PM _{2.5}	µg/m ³	31	60	CPCB Guideline, 2011
3.	SO ₂	µg/m ³	06	80	IS: 5182 Part-II, 2001
4.	NO ₂	µg/m ³	23	80	IS: 5182 Part-VI, 2006
5.	CO	mg/m ³	0.64	02	IS: 5182 Part-X, 2003 NDIR spectroscopy


Manoranjan
 Analyzed by:





Gaja Nand Mallick
 Quality Manager:

Notes:

- The results relate only to the sample tested.
- This Test Report shall not be reproduced wholly or in part without prior written consent of the laboratory.
- The samples received shall be destroyed after two weeks from the date of issue of the Test Report unless specified otherwise.
- This Test Report shall not be used in any advertising media or as evidence in the court of Law without prior written consent of the laboratory.


****End of Report****

	MANTEC ENVIRONMENTAL LABORATORY [An ISO 9001: 2015 Certified & Accredited by NABL] (Recognized by MoEF&CC-Govt. of India) D-36, SECTOR-VI, NOIDA, District-Gautam Budh Nagar, U. P. Ph.0120-4215000, 4215805, Fax, 0120-4215809, email: manteclab@gmail.com	 TC-6440
---	--	---

Sample Identification	:	A21070305
Name & Address of the Customer	:	Tidong Power Generation Pvt. Ltd., Vill.- Ruwang, P.O. - Moorang, Distt.- Kinnaur, (Himachal Pradesh)
Start Date & Time of Sampling	:	24.06.2021, 04:00 PM
Start Date & Time of Sampling	:	25.06.2021, 04:00 PM
Date of Receipt	:	03.07.2021
Sample Description	:	Ambient Air
Sample Condition	:	OK
Start Date of Analysis	:	03.07.2021
End Date of Analysis	:	09.07.2021
Date of Reporting	:	10.07.2021
Sampling Location	:	Moorang Village
Sample Submitted by	:	Mr. Rahul Singh & Mr. Mahesh Kumar
Environmental Condition at Lab	:	Temp. 25 ± 2 °C Humidity 50 ± 10 %
Ref. of Sampling Procedure No.	:	MEL/MSP/7.3/P-01

TEST RESULTS

Sl. No.	Parameter	Units of Measurements	Value	Prescribed Limits	Protocol
1.	PM ₁₀	µg/m ³	47	100	IS: 5182 Part-XXIII, 2006
2.	PM _{2.5}	µg/m ³	28	60	CPCB Guideline, 2011
3.	SO ₂	µg/m ³	06	80	IS: 5182 Part-II, 2001
4.	NO ₂	µg/m ³	22	80	IS: 5182 Part-VI, 2006
5.	CO	mg/m ³	0.48	02	IS: 5182 Part-X, 2003 NDIR spectroscopy


Manoranjan
 Analyzed by:




Gaja Nand Mallick
 Quality Manager:

Notes:

- The results relate only to the sample tested.
- This Test Report shall not be reproduced wholly or in part without prior written consent of the laboratory.
- The samples received shall be destroyed after two weeks from the date of issue of the Test Report unless specified otherwise.
- This Test Report shall not be used in any advertising media or as evidence in the court of Law without prior written consent of the laboratory.


****End of Report****

	MANTEC ENVIRONMENTAL LABORATORY {An ISO 9001: 2015 Certified & Accredited by NABL} (Recognized by MoEF&CC-Govt. of India) D-36, SECTOR-VI, NOIDA, District-Gautam Budh Nagar, U. P. Ph.0120-4215000, 4215805, Fax, 0120-4215809, email: manteclab@gmail.com	
	TC-6440	

Sample Identification	:	A21070306
Name & Address of the Customer	:	Tidong Power Generation Pvt. Ltd., Vill.- Ruwang, P.O. - Moorang, Distt.- Kinnaur, (Himachal Pradesh)
Start Date & Time of Sampling	:	25.06.2021, 04:05 PM
End Date & Time of Sampling	:	26.06.2021, 04:05 PM
Date of Receipt	:	03.07.2021
Sample Description	:	Ambient Air
Sample Condition	:	OK
Start Date of Analysis	:	03.07.2021
End Date of Analysis	:	09.07.2021
Date of Reporting	:	10.07.2021
Sampling Location	:	Moorang Village
Sample Submitted by	:	Mr. Rahul Singh & Mr. Mahesh Kumar
Environmental Condition at Lab	:	Temp. 25 ± 2 °C Humidity 50 ± 10 %
Ref. of Sampling Procedure No.	:	MEL/MSP/7.3/P-01

TEST RESULTS

Sl. No.	Parameter	Units of Measurements	Value	Prescribed Limits	Protocol
1.	PM ₁₀	µg/m ³	43	100	IS: 5182 Part-XXIII, 2006
2.	PM _{2.5}	µg/m ³	24	60	CPCB Guideline, 2011
3.	SO ₂	µg/m ³	05	80	IS: 5182 Part-II, 2001
4.	NO ₂	µg/m ³	20	80	IS: 5182 Part-VI, 2006
5.	CO	mg/m ³	0.42	02	IS: 5182 Part-X, 2003 NDIR spectroscopy


Manoranjan
 Analyzed by:




Gaja Nand Mallick
 Quality Manager:

Notes:

- The results relate only to the sample tested.
- This Test Report shall not be reproduced wholly or in part without prior written consent of the laboratory.
- The samples received shall be destroyed after two weeks from the date of issue of the Test Report unless specified otherwise.
- This Test Report shall not be used in any advertising media or as evidence in the court of Law without prior written consent of the laboratory.


****End of Report****

	MANTEC ENVIRONMENTAL LABORATORY {An ISO 9001: 2015 Certified & Accredited by NABL} (Recognized by MoEF&CC-Govt. of India) D-36, SECTOR-VI, NOIDA, District-Gautam Budh Nagar, U. P. Ph.0120-4215000, 4215805, Fax, 0120-4215809, email: manteclab@gmail.com	 TC-6440
---	--	---

Sample Identification	:	A21070307
Name & Address of the Customer	:	Tidong Power Generation Pvt. Ltd., Vill.- Ruwang, P.O. - Moorang, Distt.- Kinnaur, (Himachal Pradesh)
Start Date & Time of Sampling	:	26.06.2021, 12:00 AM
End Date & Time of Sampling	:	27.06.2021, 12:00 AM
Date of Receipt	:	03.07.2021
Sample Description	:	Ambient Air
Sample Condition	:	OK
Start Date of Analysis	:	03.07.2021
End Date of Analysis	:	09.07.2021
Date of Reporting	:	10.07.2021
Sampling Location	:	Site Office near Temple
Sample Submitted by	:	Mr. Rahul Singh & Mr. Mahesh Kumar
Environmental Condition at Lab	:	Temp. 25 ± 2 °C Humidity 50 ± 10 %
Ref. of Sampling Procedure No.	:	MEL/MSP/7.3/P-01

TEST RESULTS

Sl. No.	Parameter	Units of Measurements	Value	Prescribed Limits	Protocol
1.	PM ₁₀	µg/m ³	68	100	IS: 5182 Part-XXIII, 2006
2.	PM _{2.5}	µg/m ³	40	60	CPCB Guideline, 2011
3.	SO ₂	µg/m ³	11	80	IS: 5182 Part-II, 2001
4.	NO ₂	µg/m ³	26	80	IS: 5182 Part-VI, 2006
5.	CO	mg/m ³	0.72	02	IS: 5182 Part-X, 2003 NDIR spectroscopy


Manoranjan
 Analyzed by:




Gaja Nand Mallick
 Quality Manager:

Notes:

- The results relate only to the sample tested.
- This Test Report shall not be reproduced wholly or in part without prior written consent of the laboratory.
- The samples received shall be destroyed after two weeks from the date of issue of the Test Report unless specified otherwise.
- This Test Report shall not be used in any advertising media or as evidence in the court of Law without prior written consent of the laboratory.


****End of Report****

	MANTEC ENVIRONMENTAL LABORATORY {An ISO 9001: 2015 Certified & Accredited by NABL} (Recognized by MoEF&CC-Govt. of India) D-36, SECTOR-VI, NOIDA, District-Gautam Budh Nagar, U. P. Ph.0120-4215000, 4215805, Fax, 0120-4215809, email: manteclab@gmail.com	 TC-6440
---	--	---

Sample Identification	:	A21070308
Name & Address of the Customer	:	Tidong Power Generation Pvt. Ltd., Vill.- Ruwang, P.O. - Moorang, Distt.- Kinnaur, (Himachal Pradesh)
Start Date & Time of Sampling	:	27.06.2021, 12:05 PM
Start Date & Time of Sampling	:	28.06.2021, 12:05 PM
Date of Receipt	:	03.07.2021
Sample Description	:	Ambient Air
Sample Condition	:	OK
Start Date of Analysis	:	03.07.2021
End Date of Analysis	:	09.07.2021
Date of Reporting	:	10.07.2021
Sampling Location	:	Site Office near Temple
Sample Submitted by	:	Mr. Rahul Singh & Mr. Mahesh Kumar
Environmental Condition at Lab	:	Temp. 25 ± 2 °C Humidity 50 ± 10 %
Ref. of Sampling Procedure No.	:	MEL/MSP/7.3/P-01

TEST RESULTS

Sl. No.	Parameter	Units of Measurements	Value	Prescribed Limits	Protocol
1.	PM ₁₀	µg/m ³	62	100	IS: 5182 Part-XXIII, 2006
2.	PM _{2.5}	µg/m ³	35	60	CPCB Guideline, 2011
3.	SO ₂	µg/m ³	9	80	IS: 5182 Part-II, 2001
4.	NO ₂	µg/m ³	23	80	IS: 5182 Part-VI, 2006
5.	CO	mg/m ³	0.54	02	IS: 5182 Part-X, 2003 NDIR spectroscopy


Manoranjan
 Analyzed by:





Gaja Nand Mallick
 Quality Manager:

Notes:

- The results relate only to the sample tested.
- This Test Report shall not be reproduced wholly or in part without prior written consent of the laboratory.
- The samples received shall be destroyed after two weeks from the date of issue of the Test Report unless specified otherwise.
- This Test Report shall not be used in any advertising media or as evidence in the court of Law without prior written consent of the laboratory.


End of Report

	MANTEC ENVIRONMENTAL LABORATORY {An ISO 9001: 2015 Certified & Accredited by NABL} (Recognized by MoEF&CC-Govt. of India) D-36, SECTOR-VI, NOIDA, District-Gautam Budh Nagar, U. P. Ph.0120-4215000, 4215805, Fax, 0120-4215809, email: mantecclab@gmail.com	 TC-6440
---	---	---

Sample Identification	:	A21070309
Name & Address of the Customer	:	Tidong Power Generation Pvt. Ltd., Vill.- Ruwang, P.O. - Moorang, Distt.- Kinnaur, (Himachal Pradesh)
Start Date & Time of Sampling	:	26.06.2021, 01:00 AM
End Date & Time of Sampling	:	27.06.2021, 01 :00 AM
Date of Receipt	:	03.07.2021
Sample Description	:	Ambient Air
Sample Condition	:	OK
Start Date of Analysis	:	03.07.2021
End Date of Analysis	:	09.07.2021
Date of Reporting	:	10.07.2021
Sampling Location	:	Power House
Sample Submitted by	:	Mr. Rahul Singh & Mr. Mahesh Kumar
Environmental Condition at Lab	:	Temp. 25 ± 2 °C Humidity 50 ± 10 %
Ref. of Sampling Procedure No.	:	MEL/MSP/7.3/P-01

TEST RESULTS

Sl. No.	Parameter	Units of Measurements	Value	Prescribed Limits	Protocol
1.	PM ₁₀	µg/m ³	54	100	IS: 5182 Part-XXIII, 2006
2.	PM _{2.5}	µg/m ³	32	60	CPCB Guideline, 2011
3.	SO ₂	µg/m ³	05	80	IS: 5182 Part-II, 2001
4.	NO ₂	µg/m ³	21	80	IS: 5182 Part-VI, 2006
5.	CO	mg/m ³	0.52	02	IS: 5182 Part-X, 2003 NDIR spectroscopy


Manoranjan
 Analyzed by:






Gaja Nand Mallick
 Quality Manager:

Notes:

- The results relate only to the sample tested.
- This Test Report shall not be reproduced wholly or in part without prior written consent of the laboratory.
- The samples received shall be destroyed after two weeks from the date of issue of the Test Report unless specified otherwise.
- This Test Report shall not be used in any advertising media or as evidence in the court of Law without prior written consent of the laboratory.


****End of Report****

	MANTEC ENVIRONMENTAL LABORATORY {An ISO 9001: 2015 Certified & Accredited by NABL} (Recognized by MoEF&CC-Govt. of India) D-36, SECTOR-VI, NOIDA, District-Gautam Budh Nagar, U. P. Ph.0120-4215000, 4215805, Fax, 0120-4215809, email: manteclab@gmail.com	 TC-6440
---	--	---

Sample Identification	:	A21070310
Name & Address of the Customer	:	Tidong Power Generation Pvt. Ltd., Vill.- Ruwang, P.O. - Moorang, Distt.- Kinnaur, (Himachal Pradesh)
Start Date & Time of Sampling	:	27.06.2021, 01 :05 PM
Start Date & Time of Sampling	:	28.06.2021, 01 :05 PM
Date of Receipt	:	03.07.2021
Sample Description	:	Ambient Air
Sample Condition	:	OK
Start Date of Analysis	:	03.07.2021
End Date of Analysis	:	09.07.2021
Date of Reporting	:	10.07.2021
Sampling Location	:	Power House
Sample Submitted by	:	Mr. Rahul Singh & Mr. Mahesh Kumar
Environmental Condition at Lab	:	Temp. 25 ± 2 °C Humidity 50 ± 10 %
Ref. of Sampling Procedure No.	:	MEL/MSP/7.3/P-01

TEST RESULTS

Sl. No.	Parameter	Units of Measurements	Value	Prescribed Limits	Protocol
1.	PM ₁₀	µg/m ³	58	100	IS: 5182 Part-XXIII, 2006
2.	PM _{2.5}	µg/m ³	34	60	CPCB Guideline, 2011
3.	SO ₂	µg/m ³	14	80	IS: 5182 Part-II, 2001
4.	NO ₂	µg/m ³	26	80	IS: 5182 Part-VI, 2006
5.	CO	mg/m ³	0.63	02	IS: 5182 Part-X, 2003 NDIR spectroscopy


Manoranjan
 Analyzed by:




Gaja Nand Mallick
 Quality Manager:

Notes:

- The results relate only to the sample tested.
- This Test Report shall not be reproduced wholly or in part without prior written consent of the laboratory.
- The samples received shall be destroyed after two weeks from the date of issue of the Test Report unless specified otherwise.
- This Test Report shall not be used in any advertising media or as evidence in the court of Law without prior written consent of the laboratory.


****End of Report****

	MANTEC ENVIRONMENTAL LABORATORY {An ISO 9001: 2015 Certified & Accredited by NABL} (Recognized by MoEF&CC-Govt. of India) D-36, SECTOR-VI, NOIDA, District-Gautam Budh Nagar, U. P. Ph.0120-4215000, 4215805, Fax, 0120-4215809, email:manteclab@gmail.com	 TC-6440

Sample Identification	:	A21070311
Name & Address of the Customer	:	Tidong Power Generation Pvt. Ltd., Vill.- Ruwang, P.O. - Moorang, Distt.- Kinnaur, (Himachal Pradesh)
Start Date & Time of Sampling	:	26.06.2021, 04:00 PM
End Date & Time of Sampling	:	27.06.2021, 04:00 PM
Date of Receipt	:	03.07.2021
Sample Description	:	Ambient Air
Sample Condition	:	OK
Start Date of Analysis	:	03.07.2021
End Date of Analysis	:	09.07.2021
Date of Reporting	:	10.07.2021
Sampling Location	:	Rispa Village
Sample Submitted by	:	Mr. Rahul Singh & Mr. Mahesh Kumar
Environmental Condition at Lab	:	Temp. 25 ± 2 °C Humidity 50 ± 10 %
Ref. of Sampling Procedure No.	:	MEL/MSP/7.3/P-01

TEST RESULTS

Sl. No.	Parameter	Units of Measurements	Value	Prescribed Limits	Protocol
1.	PM ₁₀	µg/m ³	42	100	IS: 5182 Part-XXIII, 2006
2.	PM _{2.5}	µg/m ³	23	60	CPCB Guideline, 2011
3.	SO ₂	µg/m ³	04	80	IS: 5182 Part-II, 2001
4.	NO ₂	µg/m ³	26	80	IS: 5182 Part-VI, 2006
5.	CO	mg/m ³	0.50	02	IS: 5182 Part-X, 2003 NDIR spectroscopy


Manoranjan
Analyzed by:




Gaja Nand Mallick
Quality Manager:

Notes:

- The results relate only to the sample tested.
- This Test Report shall not be reproduced wholly or in part without prior written consent of the laboratory.
- The samples received shall be destroyed after two weeks from the date of issue of the Test Report unless specified otherwise.
- This Test Report shall not be used in any advertising media or as evidence in the court of Law without prior written consent of the laboratory.

****End of Report****

	MANTEC ENVIRONMENTAL LABORATORY {An ISO 9001: 2015 Certified & Accredited by NABL} (Recognized by MoEF&CC-Govt. of India) D-36, SECTOR-VI, NOIDA, District-Gautam Budh Nagar, U. P. Ph.0120-4215000, 4215805, Fax, 0120-4215809, email: manteclab@gmail.com	 TC-6440
---	--	---

Sample Identification	:	A21070312
Name & Address of the Customer	:	Tidong Power Generation Pvt. Ltd., Vill.- Ruwang, P.O. - Moorang, Distt.- Kinnaur, (Himachal Pradesh)
Start Date & Time of Sampling	:	27.06.2021, 04:05 PM
End Date & Time of Sampling	:	28.06.2021, 04:05 PM
Date of Receipt	:	03.07.2021
Sample Description	:	Ambient Air
Sample Condition	:	OK
Start Date of Analysis	:	03.07.2021
End Date of Analysis	:	09.07.2021
Date of Reporting	:	10.07.2021
Sampling Location	:	Rispa Village
Sample Submitted by	:	Mr. Rahul Singh & Mr. Mahesh Kumar
Environmental Condition at Lab	:	Temp. 25 ± 2 °C Humidity 50 ± 10 %
Ref. of Sampling Procedure No.	:	MEL/MSP/7.3/P-01

TEST RESULTS

Sl. No.	Parameter	Units of Measurements	Value	Prescribed Limits	Protocol
1.	PM ₁₀	µg/m ³	40	100	IS: 5182 Part-XXIII, 2006
2.	PM _{2.5}	µg/m ³	23	60	CPCB Guideline, 2011
3.	SO ₂	µg/m ³	05	80	IS: 5182 Part-II, 2001
4.	NO ₂	µg/m ³	22	80	IS: 5182 Part-VI, 2006
5.	CO	mg/m ³	0.44	02	IS: 5182 Part-X, 2003 NDIR spectroscopy


Manoranjan
 Analyzed by:






Gaja Nand Mallick
 Quality Manager:

Notes:

- The results relate only to the sample tested.
- This Test Report shall not be reproduced wholly or in part without prior written consent of the laboratory.
- The samples received shall be destroyed after two weeks from the date of issue of the Test Report unless specified otherwise.
- This Test Report shall not be used in any advertising media or as evidence in the court of Law without prior written consent of the laboratory.


****End of Report****

	MANTEC ENVIRONMENTAL LABORATORY [An ISO 9001: 2015 Certified & Accredited by NABL] (Recognized by MoEF&CC-Govt. of India) D-36, SECTOR-VI, NOIDA, District-Gautam Budh Nagar, U. P. Ph.0120-4215000, 4215805, Fax, 0120-4215809, email: manteclab@gmail.com	 TC-6440
---	--	---

Sample Identification	:	A21070313
Name & Address of the Customer	:	Tidong Power Generation Pvt. Ltd., Vill.- Ruwang, P.O. - Moorang, Distt.- Kinnaur, (Himachal Pradesh)
Start Date & Time of Sampling	:	28.06.2021, 10:30 AM
Start Date & Time of Sampling	:	29.06.2021, 10:30 AM
Date of Receipt	:	03.07.2021
Sample Description	:	Ambient Air
Sample Condition	:	OK
Start Date of Analysis	:	03.07.2021
End Date of Analysis	:	09.07.2021
Date of Reporting	:	10.07.2021
Sampling Location	:	Check Post
Sample Submitted by	:	Mr. Rahul Singh & Mr. Mahesh Kumar
Environmental Condition at Lab	:	Temp. 25 ± 2 °C Humidity 50 ± 10 %
Ref. of Sampling Procedure No.	:	MEL/MSP/7.3/P-01

TEST RESULTS

Sl. No.	Parameter	Units of Measurements	Value	Prescribed Limits	Protocol
1.	PM ₁₀	µg/m ³	58	100	IS: 5182 Part-XXIII, 2006
2.	PM _{2.5}	µg/m ³	34	60	CPCB Guideline, 2011
3.	SO ₂	µg/m ³	11	80	IS: 5182 Part-II, 2001
4.	NO ₂	µg/m ³	23	80	IS: 5182 Part-VI, 2006
5.	CO	mg/m ³	0.66	02	IS: 5182 Part-X, 2003 NDIR spectroscopy


 Manoranjan
 Analyzed by:




 Gaja Nand Mallick
 Quality Manager:

Notes:

- The results relate only to the sample tested.
- This Test Report shall not be reproduced wholly or in part without prior written consent of the laboratory.
- The samples received shall be destroyed after two weeks from the date of issue of the Test Report unless specified otherwise.
- This Test Report shall not be used in any advertising media or as evidence in the court of Law without prior written consent of the laboratory.


****End of Report****

	MANTEC ENVIRONMENTAL LABORATORY [An ISO 9001: 2015 Certified & Accredited by NABL] (Recognized by MoEF&CC-Govt. of India) D-36, SECTOR-VI, NOIDA, District-Gautam Budh Nagar, U. P. Ph.0120-4215000, 4215805, Fax, 0120-4215809, email: manteclab@gmail.com	 TC-6440
---	--	---

Sample Identification	:	A21070314
Name & Address of the Customer	:	Tidong Power Generation Pvt. Ltd., Vill.- Ruwang, P.O. - Moorang, Distt.- Kinnaur, (Himachal Pradesh)
Start Date & Time of Sampling	:	29.06.2021, 10:35 AM
Start Date & Time of Sampling	:	30.06.2021, 10:35 AM
Date of Receipt	:	03.07.2021
Sample Description	:	Ambient Air
Sample Condition	:	OK
Start Date of Analysis	:	03.07.2021
End Date of Analysis	:	09.07.2021
Date of Reporting	:	10.07.2021
Sampling Location	:	Check Post
Sample Submitted by	:	Mr. Rahul Singh & Mr. Mahesh Kumar
Environmental Condition at Lab	:	Temp. 25 ± 2 °C Humidity 50 ± 10 %
Ref. of Sampling Procedure No.	:	MEL/MSP/7.3/P-01

TEST RESULTS

Sl. No.	Parameter	Units of Measurements	Value	Prescribed Limits	Protocol
1.	PM ₁₀	µg/m ³	54	100	IS: 5182 Part-XXIII, 2006
2.	PM _{2.5}	µg/m ³	30	60	CPCB Guideline, 2011
3.	SO ₂	µg/m ³	06	80	IS: 5182 Part-II, 2001
4.	NO ₂	µg/m ³	24	80	IS: 5182 Part-VI, 2006
5.	CO	mg/m ³	0.62	02	IS: 5182 Part-X, 2003 NDIR spectroscopy


Manoranjan
 Analyzed by:






Gaja Nand Mallick
 Quality Manager:

Notes:

- The results relate only to the sample tested.
- This Test Report shall not be reproduced wholly or in part without prior written consent of the laboratory.
- The samples received shall be destroyed after two weeks from the date of issue of the Test Report unless specified otherwise.
- This Test Report shall not be used in any advertising media or as evidence in the court of Law without prior written consent of the laboratory.

****End of Report****

	MANTEC ENVIRONMENTAL LABORATORY [An ISO 9001: 2015 Certified & Accredited by NABL] (Recognized by MoEF&CC-Govt. of India) D-36, SECTOR-VI, NOIDA, District-Gautam Budh Nagar, U. P. Ph.0120-4215000, 4215805, Fax, 0120-4215809, email: manteclab@gmail.com	 TC-6440
---	--	---

Sample Identification	:	A21070315
Name & Address of the Customer	:	Tidong Power Generation Pvt. Ltd., Vill.- Ruwang, P.O. - Moorang, Distt.- Kinnaur, (Himachal Pradesh)
Start Date & Time of Sampling	:	28.06.2021, 10:30 AM
Start Date & Time of Sampling	:	29.06.2021, 10:30 AM
Date of Receipt	:	03.07.2021
Sample Description	:	Ambient Air
Sample Condition	:	OK
Start Date of Analysis	:	03.07.2021
End Date of Analysis	:	09.07.2021
Date of Reporting	:	10.07.2021
Sampling Location	:	ADIT-II
Sample Submitted by	:	Mr. Rahul Singh & Mr. Mahesh Kumar
Environmental Condition at Lab	:	Temp. 25 ± 2 °C Humidity 50 ± 10 %
Ref. of Sampling Procedure No.	:	MEL/MSP/7.3/P-01

TEST RESULTS

Sl. No.	Parameter	Units of Measurements	Value	Prescribed Limits	Protocol
1.	PM ₁₀	µg/m ³	40	100	IS: 5182 Part-XXIII, 2006
2.	PM _{2.5}	µg/m ³	24	60	CPCB Guideline, 2011
3.	SO ₂	µg/m ³	BDL*	80	IS: 5182 Part-II, 2001
4.	NO ₂	µg/m ³	18	80	IS: 5182 Part-VI, 2006
5.	CO	mg/m ³	0.46	02	IS: 5182 Part-X, 2003 NDIR spectroscopy

*BDL: Bellow Detection Limit <4.0 µg/m³


Manoranjan
 Analyzed by:




Gaja Nand Mallick
 Quality Manager:

Notes:

- The results relate only to the sample tested.
- This Test Report shall not be reproduced wholly or in part without prior written consent of the laboratory.
- The samples received shall be destroyed after two weeks from the date of issue of the Test Report unless specified otherwise.
- This Test Report shall not be used in any advertising media or as evidence in the court of Law without prior written consent of the laboratory.

******End of Report******


	MANTEC ENVIRONMENTAL LABORATORY [An ISO 9001: 2015 Certified & Accredited by NABL] (Recognized by MoEF&CC-Govt. of India) D-36, SECTOR-VI, NOIDA, District-Gautam Budh Nagar, U. P. Ph.0120-4215000, 4215805, Fax, 0120-4215809, email: manteclab@gmail.com	 TC-6440
---	--	---

Sample Identification	:	A21070316
Name & Address of the Customer	:	Tidong Power Generation Pvt. Ltd., Vill.- Ruwang, P.O. - Moorang, Distt.- Kinnaur, (Himachal Pradesh)
Start Date & Time of Sampling	:	29.06.2021, 10:35 AM
Start Date & Time of Sampling	:	30.06.2021, 10:35 AM
Date of Receipt	:	03.07.2021
Sample Description	:	Ambient Air
Sample Condition	:	OK
Start Date of Analysis	:	03.07.2021
End Date of Analysis	:	09.07.2021
Date of Reporting	:	10.07.2021
Sampling Location	:	ADIT-II
Sample Submitted by	:	Mr. Rahul Singh & Mr. Mahesh Kumar
Environmental Condition at Lab	:	Temp. 25 ± 2 °C Humidity 50 ± 10 %
Ref. of Sampling Procedure No.	:	MEL/MSP/7.3/P-01

TEST RESULTS

Sl. No.	Parameter	Units of Measurements	Value	Prescribed Limits	Protocol
1.	PM ₁₀	µg/m ³	36	100	IS: 5182 Part-XXIII, 2006
2.	PM _{2.5}	µg/m ³	21	60	CPCB Guideline, 2011
3.	SO ₂	µg/m ³	BDL*	80	IS: 5182 Part-II, 2001
4.	NO ₂	µg/m ³	16	80	IS: 5182 Part-VI, 2006
5.	CO	mg/m ³	0.42	02	IS: 5182 Part-X, 2003 NDIR spectroscopy

*BDL: Bellow Detection Limit <4.0 µg/m³


Manoranjan
 Analyzed by:





Gaja Nand Mallick
 Quality Manager:

Notes:

- The results relate only to the sample tested.
- This Test Report shall not be reproduced wholly or in part without prior written consent of the laboratory.
- The samples received shall be destroyed after two weeks from the date of issue of the Test Report unless specified otherwise.
- This Test Report shall not be used in any advertising media or as evidence in the court of Law without prior written consent of the laboratory.

******End of Report******

	MANTEC ENVIRONMENTAL LABORATORY [An ISO 9001: 2015 Certified & Accredited by NABL] (Recognized by MoEF&CC-Govt. of India) D-36, SECTOR-VI, NOIDA, District-Gautam Budh Nagar, U. P. Ph.0120-4215000, 4215805, Fax, 0120-4215809, email: manteclab@gmail.com	 TC-6440


Sample Identification No.	: S21070301
Name & Address of the Customer	: Tidong Power Generation Pvt. Ltd., Vill.- Ruwang, P.O. - Moorang, Distt.- Kinnaur, (Himachal Pradesh)
Date of Sampling	: 25.06.2021
Date of Receipt	: 03.07.2021
Sample Description	: D.G.Set-500 KVA
Sample Condition	: Ok
Start Date of Analysis	: 03.07.2021
End Date of Analysis	: 09.07.2021
Date of Reporting	: 10.07.2021
Sampling Location	: Dam Site
Sample Collected By	: Mr. Rahul Singh & Mr. Mahesh Kumar
Environmental Condition at Lab	: Temp. 25 ± 2 °C Humidity 50 ± 10 %
Ref. of Sampling Procedure No.	: MEL/MSP/7.3/P-01

Stack Description

Name of the Emission Sources Monitored	: Stack
Stack Identification/Stack Details	: Stack attached to DG Set
Normal Operating Schedule	: 1 Hr
Location of the Sampling Point	: Port hole of Stack
Dia of the Stack	: 160 cm
Fuel Used	: HSD
Pollution Control Device	: Nil
Sampling Duration	: 1 hr.
Stack Temperature (°C)	: 188°C
Ambient Temperature (°C)	: 18°C
Stack Velocity (m/sec.)	: 10.98
Quantity of Emission (Nm ³ /hrs.)	: 833.23

TEST RESULTS

Sl. No.	Parameter	Results	Protocol	Permissible Limit as per CPCB Standards
1.	PM _t (g/kw-hr)	0.15	IS:11255(P-I)	≤0.2
2.	SO ₂ (g/kw-hr)	0.06	IS:11255(P-II)	-
3.	NO _x (g/kw-hr)	0.08	IS:11255(P-VII)	≤4.0
4.	CO _t (g/kw-hr)	0.12	IS : 13270	≤3.5


Manoranjan
 Analyzed by:





Gaja Nand Mallick
 Quality Manager:

Notes:

- The results relate only to the sample tested.
- This Test Report shall not be reproduced wholly or in part without prior written consent of the laboratory.
- The samples received shall be destroyed after two weeks from the date of issue of the Test Report unless specified otherwise.
- This Test Report shall not be used in any advertising media or as evidence in the court of Law without prior written consent of the laboratory.

****End of Report****

	MANTEC ENVIRONMENTAL LABORATORY {An ISO 9001: 2015 Certified & Accredited by NABL} (Recognized by MoEF&CC-Govt. of India) D-36, SECTOR-VI, NOIDA, District-Gautam Budh Nagar, U. P. Ph.0120-4215000, 4215805, Fax, 0120-4215809, email: manteclab@gmail.com	
	TC-6440	

Sample Identification No.	:	S21070302
Name & Address of the Customer	:	Tidong Power Generation Pvt. Ltd., Vill.- Ruwang, P.O. - Moorang, Distt.- Kinnaur, (Himachal Pradesh)
Date of Sampling	:	25.06.2021
Date of Receipt	:	03.07.2021
Sample Description	:	D.G.Set- 500 KVA
Sample Condition	:	Ok
Start Date of Analysis	:	03.07.2021
End Date of Analysis	:	09.07.2021
Date of Reporting	:	10.07.2021
Sampling Location	:	Dam Site near Crusher Plant
Sample Collected By	:	Mr. Rahul Singh & Mr. Mahesh Kumar
Environmental Condition at Lab	:	Temp. 25 ± 2 °C Humidity 50 ± 10 %
Ref. of Sampling Procedure No.	:	MEL/MSP/7.3/P-01

Stack Description

Name of the Emission Sources Monitored	:	Stack
Stack Identification/Stack Details	:	Stack attached to DG set
Normal Operating Schedule	:	1 Hr
Location of the Sampling Point	:	Port hole of Stack
Dia of the Stack	:	160cm
Fuel Used	:	HSD
Pollution Control Device	:	Nil
Sampling Duration	:	1 hr.
Stack Temperature (°C)	:	182°C
Ambient Temperature (°C)	:	19°C
Stack Velocity (m/sec.)	:	11.30
Quantity of Emission (Nm ³ /hrs.)	:	868.85

TEST RESULTS

Sl. No.	Parameter	Results	Protocol	Permissible Limit as per CPCB Standards
1.	PM, (g/kw-hr)	0.16	IS:11255(P-I)	≤0.3
2.	SO ₂ , (g/kw-hr)	0.07	IS:11255(P-II)	-
3.	NO _x , (g/kw-hr)	0.09	IS:11255(P-VII)	≤4.7
4.	CO, (g/kw-hr)	0.13	IS : 13270	≤3.5



Manoranjan
 Analyzed by:
 Notes:




Gaja Nand Mallick
 Quality Manager:

- The results relate only to the sample tested.
- This Test Report shall not be reproduced wholly or in part without prior written consent of the laboratory.
- The samples received shall be destroyed after two weeks from the date of issue of the Test Report unless specified otherwise.
- This Test Report shall not be used in any advertising media or as evidence in the court of Law without prior written consent of the laboratory.

****End of Report****

	MANTEC ENVIRONMENTAL LABORATORY [An ISO 9001: 2015 Certified & Accredited by NABL] (Recognized by MoEF&CC-Govt. of India) D-36, SECTOR-VI, NOIDA, District-Gautam Budh Nagar, U. P. Ph.0120-4215000, 4215805, Fax, 0120-4215809, email: manteclab@gmail.com	 TC-6440


Sample Identification No.	: S21070303
Name & Address of the Customer	: Tidong Power Generation Pvt. Ltd., Vill.- Ruwang, P.O. - Moorang, Distt.- Kinnaur, (Himachal Pradesh)
Date of Sampling	: 25.06.2021
Date of Receipt	: 03.07.2021
Sample Description	: D.G. Set-320 KVA
Sample Condition	: Ok
Start Date of Analysis	: 03.07.2021
End Date of Analysis	: 09.07.2021
Date of Reporting	: 10.07.2021
Sampling Location	: ADIT- I
Sample Collected By	: Mr. Rahul Singh & Mr. Mahesh Kumar
Environmental Condition at Lab	: Temp. 25 ± 2 °C Humidity 50 ± 10 %
Ref. of Sampling Procedure No.	: MEL/MSP/7.3/P-01

Stack Description

Name of the Emission Sources Monitored	: Stack
Stack Identification/Stack Details	: Stack attached to DG Set
Normal Operating Schedule	: 1 Hr
Location of the Sampling Point	: Port hole of Stack
Dia of the Stack	: 140 cm
Fuel Used	: HSD
Pollution Control Device	: Nil
Sampling Duration	: 1 hr.
Stack Temperature (°C)	: 174°C
Ambient Temperature (°C)	: 18 °C
Stack Velocity (m/sec.)	: 10.54
Quantity of Emission (Nm ³ /hrs.)	: 631.86

TEST RESULTS

Sl. No.	Parameter	Results	Protocol	Permissible Limit as per CPCB Standards
1.	PM, (g/kw-hr)	0.15	IS:11255(P-I)	≤0.2
2.	SO ₂ , (g/kw-hr)	0.07	IS:11255(P-II)	-
3.	NO _x , (g/kw-hr)	0.10	IS:11255(P-VII)	≤4.0
4.	CO, (g/kw-hr)	0.15	IS : 13270	≤3.5




Manoranjan
 Analyzed by:
 Notes:




Gaja Nand Mallick
 Quality Manager:

- The results relate only to the sample tested.
- This Test Report shall not be reproduced wholly or in part without prior written consent of the laboratory.
- The samples received shall be destroyed after two weeks from the date of issue of the Test Report unless specified otherwise.
- This Test Report shall not be used in any advertising media or as evidence in the court of Law without prior written consent of the laboratory.

****End of Report****

	MANTEC ENVIRONMENTAL LABORATORY {An ISO 9001: 2015 Certified & Accredited by NABL} (Recognized by MoEF&CC-Govt. of India) D-36, SECTOR-VI, NOIDA, District-Gautam Budh Nagar, U. P. Ph.0120-4215000, 4215805, Fax, 0120-4215809, email: manteclab@gmail.com	 TC-6440


Sample Identification No.	:	S21070304
Name & Address of the Customer	:	Tidong Power Generation Pvt. Ltd., Vill.- Ruwang, P.O. - Moorang, Distt.- Kinnaur, (Himachal Pradesh)
Date of Sampling	:	27.06.2021
Date of Receipt	:	03.07.2021
Sample Description	:	D.G.Stack 40 KVA
Sample Condition	:	Ok
Start Date of Analysis	:	03.07.2021
End Date of Analysis	:	09.07.2021
Date of Reporting	:	10.07.2021
Sampling Location	:	Site Office
Sample Collected By	:	Mr. Rahul Singh & Mr. Mahesh Kumar
Environmental Condition at Lab	:	Temp. 25 ± 2 °C Humidity 50 ± 10 %
Ref. of Sampling Procedure No.	:	MEL/MSP/7.3/P-01

Stack Description

Name of the Emission Sources Monitored	:	Stack
Stack Identification/Stack Details	:	Stack attached to Administrative Building
Normal Operating Schedule	:	1 Hr
Location of the Sampling Point	:	Port hole of Stack
Dia of the Stack	:	40 cm
Fuel Used	:	HSD
Pollution Control Device	:	Nil
Sampling Duration	:	1 hr.
Stack Temperature (°C)	:	120°C
Ambient Temperature (°C)	:	20°C
Stack Velocity (m/sec.)	:	9.37
Quantity of Emission (Nm ³ /hrs.)	:	52.11

TEST RESULTS

Sl. No.	Parameter	Results	Protocol	Permissible Limit as per CPCB Standards
1.	PM, (g/kw-hr)	0.08	IS:11255(P-I)	≤0.3
2.	SO ₂ , (g/kw-hr)	0.03	IS:11255(P-II)	-
3.	NO _x , (g/kw-hr)	0.06	IS:11255(P-VII)	≤4.7
4.	CO, (g/kw-hr)	0.08	IS : 13270	≤3.5


Manoranjan
 Analyzed by:
 Notes:




Gaja Nand Mallick
 Quality Manager:

- The results relate only to the sample tested.
- This Test Report shall not be reproduced wholly or in part without prior written consent of the laboratory.
- The samples received shall be destroyed after two weeks from the date of issue of the Test Report unless specified otherwise.
- This Test Report shall not be used in any advertising media or as evidence in the court of Law without prior written consent of the laboratory.

****End of Report****

	MANTEC ENVIRONMENTAL LABORATORY {An ISO 9001: 2015 Certified & Accredited by NABL} (Recognized by MoEF&CC-Govt. of India) D-36, SECTOR-VI, NOIDA, District-Gautam Budh Nagar, U. P. Ph.0120-4215000, 4215805, Fax, 0120-4215809, email: manteclab@gmail.com	 TC-6440

Sample Identification No.	:	S21070305
Name & Address of the Customer	:	Tidong Power Generation Pvt. Ltd., Vill.- Ruwang, P.O. - Moorang, Distt.- Kinnaur, (Himachal Pradesh)
Date of Sampling	:	27.06.2021
Date of Receipt	:	03.07.2021
Sample Description	:	D.G.Stack 125 KVA
Sample Condition	:	Ok
Start Date of Analysis	:	03.07.2021
End Date of Analysis	:	09.07.2021
Date of Reporting	:	10.07.2021
Sampling Location	:	Site Office near Cement Store
Sample Collected By	:	Mr. Rahul Singh & Mr. Mahesh Kumar
Environmental Condition at Lab	:	Temp. 25 ± 2 °C Humidity 50 ± 10 %
Ref. of Sampling Procedure No.	:	MEL/MSP/7.3/P-01

Stack Description

Name of the Emission Sources Monitored	:	Stack
Stack Identification/Stack Details	:	Stack attached to Administrative Building
Normal Operating Schedule	:	1 Hr
Location of the Sampling Point	:	Port hole of Stack
Dia of the Stack	:	80 cm
Fuel Used	:	HSD
Pollution Control Device	:	Nil
Sampling Duration	:	1 hr.
Stack Temperature (°C)	:	138°C
Ambient Temperature (°C)	:	20°C
Stack Velocity (m/sec.)	:	9.30
Quantity of Emission (Nm ³ /hrs.)	:	197.92

TEST RESULTS

Sl. No.	Parameter	Results	Protocol	Permissible Limit as per CPCB Standards
1.	PM, (g/kw-hr)	0.10	IS:11255(P-I)	≤0.2
2.	SO ₂ , (g/kw-hr)	0.05	IS:11255(P-II)	-
3.	NO _x , (g/kw-hr)	0.09	IS:11255(P-VII)	≤4.0
4.	CO, (g/kw-hr)	0.11	IS : 13270	≤3.5




Manoranjan
 Analyzed by:
 Notes:




Gaja Nand Mallick
 Quality Manager:

- The results relate only to the sample tested.
- This Test Report shall not be reproduced wholly or in part without prior written consent of the laboratory.
- The samples received shall be destroyed after two weeks from the date of issue of the Test Report unless specified otherwise.
- This Test Report shall not be used in any advertising media or as evidence in the court of Law without prior written consent of the laboratory.

****End of Report****

	MANTEC ENVIRONMENTAL LABORATORY {An ISO 9001: 2015 Certified & Accredited by NABL} (Recognized by MoEF&CC-Govt. of India) D-36, SECTOR-VI, NOIDA, District-Gautam Budh Nagar, U. P. Ph.0120-4215000, 4215805, Fax, 0120-4215809, email: manteclab@gmail.com	 TC-6440

Sample Identification No.	:	S21070306
Name & Address of the Customer	:	Tidong Power Generation Pvt. Ltd., Vill.- Ruwang, P.O. - Moorang, Distt.- Kinnaur, (Himachal Pradesh)
Date of Sampling	:	27.06.2021
Date of Receipt	:	03.07.2021
Sample Description	:	D.G.Stack 125 KVA
Sample Condition	:	Ok
Start Date of Analysis	:	03.07.2021
End Date of Analysis	:	09.07.2021
Date of Reporting	:	10.07.2021
Sampling Location	:	Near Power House
Sample Collected By	:	Mr. Rahul Singh & Mr. Mahesh Kumar
Environmental Condition at Lab	:	Temp. 25 ± 2 °C Humidity 50 ± 10 %
Ref. of Sampling Procedure No.	:	MEL/MSP/7.3/P-01

Stack Description

Name of the Emission Sources Monitored	:	Stack
Stack Identification/Stack Details	:	Stack attached to Administrative Building
Normal Operating Schedule	:	1 Hr
Location of the Sampling Point	:	Port hole of Stack
Dia of the Stack	:	80 cm
Fuel Used	:	HSD
Pollution Control Device	:	Nil
Sampling Duration	:	1 hr.
Stack Temperature (°C)	:	128°C
Ambient Temperature (°C)	:	20°C
Stack Velocity (m/sec.)	:	9.50
Quantity of Emission (Nm ³ /hrs.)	:	215.02

TEST RESULTS

Sl. No.	Parameter	Results	Protocol	Permissible Limit as per CPCB Standards
1.	PM, (g/kw-hr)	0.12	IS:11255(P-I)	≤0.3
2.	SO ₂ , (g/kw-hr)	0.05	IS:11255(P-II)	-
3.	NO _x , (g/kw-hr)	0.09	IS:11255(P-VII)	≤4.7
4.	CO, (g/kw-hr)	0.11	IS : 13270	≤3.5



Manoranjan
Analyzed by:
Notes:




Gaja Nand Mallick
Quality Manager:

- The results relate only to the sample tested.
- This Test Report shall not be reproduced wholly or in part without prior written consent of the laboratory.
- The samples received shall be destroyed after two weeks from the date of issue of the Test Report unless specified otherwise.
- This Test Report shall not be used in any advertising media or as evidence in the court of Law without prior written consent of the laboratory.

****End of Report****

	MANTEC ENVIRONMENTAL LABORATORY [An ISO 9001: 2015 Certified & Accredited by NABL] (Recognized by MoEF&CC-Govt. of India) D-36, SECTOR-VI, NOIDA, District-Gautam Budh Nagar, U. P. Ph.0120-4215000, 4215805, Fax, 0120-4215809, email: manteclab@gmail.com	 TC-6440
---	--	---

Sample Identification No.	:	W21070301
Name & Address of the Customer	:	Tidong Power Generation Pvt. Ltd., Vill.- Ruwang, P.O. - Moorang, Distt.- Kinnaur, (Himachal Pradesh)
Date of Sampling	:	30.06.2021
Date of Receipt	:	03.07.2021
Sample Description	:	Surface Water (Tidong River)
Sample Condition	:	Ok
Start Date of Analysis	:	03.07.2021
End Date of Analysis	:	09.07.2021
Date of Reporting	:	10.07.2021
Sampling Location	:	Upstream Near Lamber Village
Sample Collected By	:	Mr. Rahul Singh & Mr. Mahesh Kumar
Environmental Condition at Lab	:	Temp. 25 ± 2 °C Humidity 50 ± 10 %
Ref. of Sampling Procedure No.	:	MEL/MSP/7.3/P-01

TEST RESULTS

Sl. No.	Parameters	Units	Value	Designated Class D	Test Method
1.	pH	-	7.52	6.5-8.5	IS : 3025(P-11)
2.	Odour	-	<5	----	IS : 3025(P-5)
3.	Colour	Hazen Units	Agreeable	----	IS : 3025(P-4)
4.	Temperature	°C	17	----	IS : 3025(P-19)
5.	Turbidity	NTU	2.8	----	IS : 3025(P-10)
6.	Taste	-	Agreeable	----	IS : 3025(P-7)
7.	Conductivity	µmhos/cm	298	----	IS : 3025(P-14)
8.	Total Dissolved Solids	mg/l	193	----	IS : 3025(P-16)
9.	Alkalinity as CaCO ₃	mg/l	76	----	IS : 3025(P-23)
10.	Total Hardness as CaCO ₃	mg/l	132	----	IS : 3025(P-21)
11.	Calcium as CaCO ₃	mg/l	104	----	IS : 3025(P-40)
12.	Magnesium as CaCO ₃	mg/l	28	----	IS : 3025(P-46)
13.	Manganese as Mn	mg/l	<0.02	----	IS : 3025(P-59)
14.	Chloride as Cl	mg/l	22	----	IS : 3025(P-32)
15.	Nitrate as NO ₃	mg/l	8.2	----	IS : 3025(P-34)
16.*	Sulphate as SO ₄	mg/l	40	----	IS : 3025(P-24)
17.	Sulphide as H ₂ S	mg/l	ND#	----	IS : 3025(P-29)
18.	Fluoride as F	mg/l	ND#	----	IS : 3025(P-60)
19.	Total Ammonia as N	mg/l	ND#	----	IS : 3025(P-34)
20.	Anionic Detergents as MBAS	mg/l	ND#	----	Annexure K of IS:13428
21.	Iron as Fe	mg/l	0.014	----	IS : 3025(P-2)
22.	Phenolic Compound	mg/l	ND#	----	IS : 3025(P-43)
23.	Copper as Cu	mg/l	<0.005	----	IS : 3025(P-2)
24.	Aluminium as Al	mg/l	0.012	----	IS : 3025(P-2)
25.	Boron as B	mg/l	<0.02	----	IS : 3025(P-2)
26.	Barium as Ba	mg/l	0.011	----	IS : 3025(P-2)
27.	Zinc as Zn	mg/l	0.008	----	IS : 3025(P-2)

28.	Cadmium as Cd	mg/l	0.003	----	IS : 3025(P-2)
29.	Total Arsenic as As	mg/l	<0.005	----	IS : 3025(P-2)
30.	Lead as Pb	mg/l	0.005	----	IS : 3025(P-2)
31.	Nickel as Ni	mg/l	<0.004	----	IS : 3025(P-2)
32.	Total Chromium as Cr	mg/l	0.007	----	IS : 3025(P-2)
33.	Dissolved Oxygen	mg/l	5.9	≥4mg/l	IS: 3025 (Part-38)
34.	BOD	mg/l	5	----	IS: 3025 (Part-44)
35.	COD	mg/l	16	----	IS: 3025 (Part-58)
36.*	Total Coliform	MPN/100ml	982	----	IS : 1622-1981
37.*	Faecal Coliform	MPN/100ml	493	----	IS : 1622-1981

#ND- Not Detected

Designated Best Use	Class	
Drinking Water source without conventional treatment but after disinfection	A	
Outdoor Bathing(Organized)	B	
Drinking water source after conventional treatment & disinfection	C	
Propagation of wild life & Fisheries	D	√
Irrigation, Industrial cooling, Controlled Waste Disposal	E	
	Below E	

Mahesh
Mahesh Kumar
 Analyzed by:



Mallik
Gaja Nand Mallick
 Quality Manager:

Notes:

- **The parameters marked as (*) are not accredited by NABL.**
- The results relate only to the sample tested.
- This Test Report shall not be reproduced wholly or in part without prior written consent of the laboratory.
- The samples received shall be destroyed after two weeks from the date of issue of the Test Report unless specified otherwise.
- This Test Report shall not be used in any advertising media or as evidence in the court of Law without prior written consent of the laboratory.

******End of Report******

	MANTEC ENVIRONMENTAL LABORATORY {An ISO 9001: 2015 Certified & Accredited by NABL} (Recognized by MoEF&CC-Govt. of India) D-36, SECTOR-VI, NOIDA, District-Gautam Budh Nagar, U. P. Ph.0120-4215000, 4215805, Fax, 0120-4215809, email: manteclab@gmail.com	 TC-6440

Sample Identification No.	:	W21070302
Name & Address of the Customer	:	Tidong Power Generation Pvt. Ltd., Vill.- Ruwang, P.O. - Moorang, Distt.- Kinnaur, (Himachal Pradesh)
Date of Sampling	:	30.06.2021
Date of Receipt	:	03.07.2021
Sample Description	:	Surface Water (Tidong River)
Sample Condition	:	Ok
Start Date of Analysis	:	03.07.2021
End Date of Analysis	:	09.07.2021
Date of Reporting	:	10.07.2021
Sampling Location	:	Mr. Rahul Singh & Mr. Mahesh Kumar
Sample Collected By	:	Downstream near Stone Crusher
Environmental Condition at Lab	:	Temp. 25 ± 2 °C Humidity 50 ± 10 %
Ref. of Sampling Procedure No.	:	MEL/MSP/7.3/P-01

TEST RESULTS

Sl. No.	Parameters	Units	Value	Acceptable Limit	Test Method
1.	pH	-	7.19	6.5-8.5	IS : 3025(P-11)
2.	Odour	-	<5	----	IS : 3025(P-5)
3.	Colour	Hazen Units	Agreeable	----	IS : 3025(P-4)
4.	Temperature	°C	15	----	IS : 3025(P-19)
5.	Turbidity	NTU	2.5	----	IS : 3025(P-10)
6.	Taste	-	Agreeable	----	IS : 3025(P-7)
7.	Conductivity	µmhos/cm	367	----	IS : 3025(P-14)
8.	Total Dissolved Solids	mg/l	239	----	IS : 3025(P-16)
9.	Alkalinity as CaCO ₃	mg/l	80	----	IS : 3025(P-23)
10.	Total Hardness as CaCO ₃	mg/l	140	----	IS : 3025(P-21)
11.	Calcium as CaCO ₃	mg/l	112	----	IS : 3025(P-40)
12.	Magnesium as CaCO ₃	mg/l	28	----	IS : 3025(P-46)
13.	Manganese as Mn	mg/l	<0.02	----	IS : 3025(P-59)
14.	Chloride as Cl	mg/l	42	----	IS : 3025(P-32)
15.	Nitrate as NO ₃	mg/l	8.4	----	IS : 3025(P-34)
16.*	Sulphate as SO ₄	mg/l	44	----	IS : 3025(P-24)
17.	Sulphide as H ₂ S	mg/l	ND [#]	----	IS : 3025(P-29)
18.	Fluoride as F	mg/l	ND [#]	----	IS : 3025(P-60)
19.	Total Ammonia as N	mg/l	ND [#]	----	IS : 3025(P-34)
20.	Anionic Detergents as MBAS	mg/l	ND [#]	----	Annexure K of IS:13428
21.	Iron as Fe	mg/l	0.002	----	IS : 3025(P-2)
22.	Phenolic Compound	mg/l	ND [#]	----	IS : 3025(P-43)
23.	Copper as Cu	mg/l	<0.005	----	IS : 3025(P-2)
24.	Aluminium as Al	mg/l	0.007	----	IS : 3025(P-2)
25.	Boron as B	mg/l	<0.02	----	IS : 3025(P-2)
26.	Barrium as Ba	mg/l	0.043	----	IS : 3025(P-2)
27.	Zinc as Zn	mg/l	0.005	----	IS : 3025(P-9)

Test Report No.: W210703C -02.

28.	Cadmium as Cd	mg/l	0.002	----	IS : 3025(P-2)
29.	Total Arsenic as As	mg/l	<0.005	----	IS : 3025(P-2)
30.	Lead as Pb	mg/l	0.004	----	IS : 3025(P-2)
31.	Nickel as Ni	mg/l	<0.004	----	IS : 3025(P-2)
32.	Total Chromium as Cr	mg/l	0.001	----	IS : 3025(P-2)
33.	Dissolved Oxygen	mg/l	6.0	≥4mg/l	IS: 3025 (Part-38)
34.	BOD	mg/l	6	----	IS: 3025 (Part-44)
35.	COD	mg/l	20	----	IS: 3025 (Part-58)
36.*	Total Coliform	MPN/100ml	1254	----	IS : 1622-1981
37.*	Faecal Coliform	MPN/100ml	692	----	IS : 1622-1981

#ND- Not Detected

Designated Best Use	Class	
Drinking Water source without conventional treatment but after disinfection	A	
Outdoor Bathing(Organized)	B	
Drinking water source after conventional treatment & disinfection	C	
Propagation of wild life & Fisheries	D	√
Irrigation, Industrial cooling, Controlled Waste Disposal	E	
	Below E	

Mahesh
Mahesh Kumar
Analyzed by:





Mallick
Gaja Nand Mallick
Quality Manager:

Notes:

- The parameters marked as (*) are not accredited by NABL.
- The results relate only to the sample tested.
- This Test Report shall not be reproduced wholly or in part without prior written consent of the laboratory.
- The samples received shall be destroyed after two weeks from the date of issue of the Test Report unless specified otherwise.
- This Test Report shall not be used in any advertising media or as evidence in the court of Law without prior written consent of the laboratory.

****End of Report****

	MANTEC ENVIRONMENTAL LABORATORY {An ISO 9001: 2015 Certified & Accredited by NABL} (Recognized by MoEF&CC-Govt. of India) D-36, SECTOR-VI, NOIDA, District-Gautam Budh Nagar, U. P. Ph.0120-4215000, 4215805, Fax, 0120-4215809, email: manteclab@gmail.com	 TC-6440

Sample Identification No.	:	W21070303
Name & Address of the Customer	:	Tidong Power Generation Pvt. Ltd., Vill.- Ruwang, P.O. - Moorang, Distt.- Kinnaur, (Himachal Pradesh)
Date of Sampling	:	30.06.2021
Date of Receipt	:	03.07.2021
Sample Description	:	Surface Water (Tidong River)
Sample Condition	:	Ok
Start Date of Analysis	:	03.07.2021
End Date of Analysis	:	09.07.2021
Date of Reporting	:	10.07.2021
Sampling Location	:	Upstream Project Site Near Store Bridge
Sample Collected By	:	Mr. Rahul Singh & Mr. Mahesh Kumar
Environmental Condition at Lab	:	Temp. 25 ± 2 °C Humidity 50 ± 10 %
Ref. of Sampling Procedure No.	:	MEL/MSP/7.3/P-01

TEST RESULTS

Sl. No.	Parameters	Units	Value	Designated Class D	Test Method
1.	pH	-	7.41	6.5-8.5	IS : 3025(P-11)
2.	Odour	-	<5	----	IS : 3025(P-5)
3.	Colour	Hazen Units	Agreeable	----	IS : 3025(P-4)
4.	Temperature	°C	14	----	IS : 3025(P-19)
5.	Turbidity	NTU	3.1	----	IS : 3025(P-10)
6.	Taste	-	Agreeable	----	IS : 3025(P-7)
7.	Conductivity	µmhos/cm	342	----	IS : 3025(P-14)
8.	Total Dissolved Solids	mg/l	225	----	IS : 3025(P-16)
9.	Alkalinity as CaCO ₃	mg/l	72	----	IS : 3025(P-23)
10.	Total Hardness as CaCO ₃	mg/l	128	----	IS : 3025(P-21)
11.	Calcium as CaCO ₃	mg/l	94	----	IS : 3025(P-40)
12.	Magnesium as CaCO ₃	mg/l	34	----	IS : 3025(P-46)
13.	Manganese as Mn	mg/l	<0.02	----	IS : 3025(P-59)
14.	Chloride as Cl	mg/l	38	----	IS : 3025(P-32)
15.	Nitrate as NO ₃	mg/l	7.8	----	IS : 3025(P-34)
16.*	Sulphate as SO ₄	mg/l	46	----	IS : 3025(P-24)
17.	Sulphide as H ₂ S	mg/l	ND [#]	----	IS : 3025(P-29)
18.	Fluoride as F	mg/l	ND [#]	----	IS : 3025(P-60)
19.	Total Ammonia as N	mg/l	ND [#]	----	IS : 3025(P-34)
20.	Anionic Detergents as MBAS	mg/l	ND [#]	----	Annexure K of IS:13428
21.	Iron as Fe	mg/l	0.028	----	IS : 3025(P-2)
22.	Phenolic Compound	mg/l	ND [#]	----	IS : 3025(P-2)
23.	Copper as Cu	mg/l	<0.005	----	IS : 3025(P-2)
24.	Aluminium as Al	mg/l	0.012	----	IS : 3025(P-2)
25.	Boron as B	mg/l	<0.02	----	IS : 3025(P-2)
26.	Barium as Ba	mg/l	0.039	----	IS : 3025(P-2)
27.	Zinc as Zn	mg/l	0.006	----	IS : 3025(P-2)

28.	Cadmium as Cd	mg/l	0.002	----	IS : 3025(P-41)
29.	Total Arsenic as As	mg/l	<0.005	----	IS : 3025(P-37)
30.	Lead as Pb	mg/l	0.012	----	IS : 3025(P-47)
31.	Nickel as Ni	mg/l	<0.004	----	IS : 3025(P-54)
32.	Total Chromium as Cr	mg/l	0.003	----	IS : 3025(P-52)
33.	Dissolved Oxygen	mg/l	5.8	≥4mg/l	IS: 3025 (Part-38)
34.	BOD	mg/l	5	----	IS: 3025 (Part-44)
35.	COD	mg/l	18	----	IS: 3025 (Part-58)
36.*	Total Coliform	MPN/100ml	1183	----	IS : 1622-1981
37.*	Faecal Coliform	MPN/100ml	604	----	IS : 1622-1981

#ND- Not Detected

Designated Best Use	Class	
Drinking Water source without conventional treatment but after disinfection	A	
Outdoor Bathing(Organized)	B	
Drinking water source after conventional treatment & disinfection	C	
Propagation of wild life & Fisheries	D	√
Irrigation, Industrial cooling, Controlled Waste Disposal	E	
	Below E	

Mahesh
Mahesh Kumar
 Analyzed by:





Mallick
Gaja Nand Mallick
 Quality Manager:

Notes:

- The parameters marked as (*) are not accredited by NABL.
- The results relate only to the sample tested.
- This Test Report shall not be reproduced wholly or in part without prior written consent of the laboratory.
- The samples received shall be destroyed after two weeks from the date of issue of the Test Report unless specified otherwise.
- This Test Report shall not be used in any advertising media or as evidence in the court of Law without prior written consent of the laboratory.

****End of Report****

	MANTEC ENVIRONMENTAL LABORATORY {An ISO 9001: 2015 Certified & Accredited by NABL} (Recognized by MoEF&CC-Govt. of India) D-36, SECTOR-VI, NOIDA, District-Gautam Budh Nagar, U. P. Ph.0120-4215000, 4215805, Fax, 0120-4215809, email: manteclab@gmail.com	 TC-6440

Sample Identification No.	:	W21070304
Name & Address of the Customer	:	Tidong Power Generation Pvt. Ltd., Vill.- Ruwang, P.O. - Moorang, Distt.- Kinnaur, (Himachal Pradesh)
Date of Sampling	:	30.06.2021
Date of Receipt	:	03.07.2021
Sample Description	:	Surface Water (Tidong River)
Sample Condition	:	Ok
Start Date of Analysis	:	03.07.2021
End Date of Analysis	:	09.07.2021
Date of Reporting	:	10.07.2021
Sampling Location	:	Down Stream Project Site Near TRC
Sample Collected By	:	Mr. Rahul Singh & Mr. Mahesh Kumar
Environmental Condition at Lab	:	Temp. 25 ± 2 °C Humidity 50 ± 10 %
Ref. of Sampling Procedure No.	:	MEL/MSP/7.3/P-01

TEST RESULTS

Sl. No.	Parameters	Units	Value	Designated Class D	Test Method
1.	pH	-	7.61	6.5-8.5	IS : 3025(P-11)
2.	Odour	-	<5	----	IS : 3025(P-5)
3.	Colour	Hazen Units	Agreeable	----	IS : 3025(P-4)
4.	Temperature	°C	15	----	IS : 3025(P-19)
5.	Turbidity	NTU	2.9	----	IS : 3025(P-10)
6.	Taste	-	Agreeable	----	IS : 3025(P-7)
7.	Conductivity	µmhos/cm	279	----	IS : 3025(P-14)
8.	Total Dissolved Solids	mg/l	183	----	IS : 3025(P-16)
9.	Alkalinity as CaCO ₃	mg/l	48	----	IS : 3025(P-23)
10.	Total Hardness as CaCO ₃	mg/l	94	----	IS : 3025(P-21)
11.	Calcium as Ca	mg/l	68	----	IS : 3025(P-40)
12.	Magnesium as Mg	mg/l	26	----	IS : 3025(P-46)
13.	Manganese as Mn	mg/l	<0.02	----	IS : 3025(P-59)
14.	Chloride as Cl	mg/l	30	----	IS : 3025(P-32)
15.	Nitrate as NO ₃	mg/l	8.4	----	IS : 3025(P-34)
16.*	Sulphate as SO ₄	mg/l	42	----	IS : 3025(P-24)
17.	Sulphide as H ₂ S	mg/l	ND [#]	----	IS : 3025(P-29)
18.	Fluoride as F	mg/l	ND [#]	----	IS : 3025(P-60)
19.	Total Ammonia as N	mg/l	ND [#]	----	IS : 3025(P-34)
20.	Anionic Detergents as MBAS	mg/l	ND [#]	----	Annexure K of IS:13428
21.	Iron as Fe	mg/l	0.027	----	IS : 3025(P-2)
22.	Phenolic Compound	mg/l	ND [#]	----	IS : 3025(P-2)
23.	Copper as Cu	mg/l	<0.005	----	IS : 3025(P-2)
24.	Aluminium as Al	mg/l	0.016	----	IS : 3025(P-2)
25.	Boron as B	mg/l	<0.02	----	IS : 3025(P-2)
26.	Barrium as Ba	mg/l	0.041	----	IS : 3025(P-2)
27.	Zinc as Zn	mg/l	0.006	----	IS : 3025(P-2)

28.	Cadmium as Cd	mg/l	0.003	----	IS : 3025(P-2)
29.	Total Arsenic as As	mg/l	<0.005	----	IS : 3025(P-2)
30.	Lead as Pb	mg/l	0.009	----	IS : 3025(P-2)
31.	Nickel as Ni	mg/l	<0.004	----	IS : 3025(P-2)
32.	Total Chromium as Cr	mg/l	0.001	----	IS : 3025(P-2)
33.	Dissolved Oxygen	mg/l	5.8	≥4mg/l	IS: 3025 (Part-38)
34.	BOD	mg/l	4	----	IS: 3025 (Part-44)
35.	COD	mg/l	16	----	IS: 3025 (Part-58)
36.*	Total Coliform	MPN/100ml	885	----	IS : 1622-1981
37.*	Faecal Coliform	MPN/100ml	398	----	IS : 1622-1981

#ND- Not Detected

Designated Best Use	Class	
Drinking Water source without conventional treatment but after disinfection	A	
Outdoor Bathing(Organized)	B	
Drinking water source after conventional treatment & disinfection	C	
Propagation of wild life & Fisheries	D	√
Irrigation, Industrial cooling, Controlled Waste Disposal	E	
	Below E	

Mahesh
Mahesh Kumar
Analyzed by:





Mahesh
Gaja Nand Mallick
Quality Manager:

Notes:

- The parameters marked as (*) are not accredited by NABL.
- The results relate only to the sample tested.
- This Test Report shall not be reproduced wholly or in part without prior written consent of the laboratory.
- The samples received shall be destroyed after two weeks from the date of issue of the Test Report unless specified otherwise.
- This Test Report shall not be used in any advertising media or as evidence in the court of Law without prior written consent of the laboratory.

End of Report

	MANTEC ENVIRONMENTAL LABORATORY {An ISO 9001: 2015 Certified & Accredited by NABL} (Recognized by MoEF&CC-Govt. of India) D-36, SECTOR-VI, NOIDA, District-Gautam Budh Nagar, U. P. Ph.0120-4215000, 4215805, Fax, 0120-4215809, email: manteclab@gmail.com	 TC-6440

Sample Identification No.	:	W21070305
Name & Address of the Customer	:	Tidong Power Generation Pvt. Ltd., Vill.- Ruwang, P.O. - Moorang, Distt.- Kinnaur, (Himachal Pradesh)
Date of Sampling	:	30.06.2021
Date of Receipt	:	03.07.2021
Sample Description	:	Drinking Water
Sample Condition	:	Ok
Start Date of Analysis	:	03.07.2021
End Date of Analysis	:	09.07.2021
Date of Reporting	:	10.07.2021
Sampling Location	:	R.O. Inlet Water near Power House
Sample Collected By	:	Mr. Rahul Singh & Mr. Mahesh Kumar
Environmental Condition at Lab	:	Temp. 25 ± 2 °C Humidity 50 ± 10 %
Ref. of Sampling Procedure No.	:	MEL/MSP/7.3/P-01

TEST RESULTS

Sl. No.	Parameters	Units	Value	Acceptable Limit	Permissible Limit	Test Method
1.	pH	-	7.28	6.5-8.5	No Relaxation	IS : 3025(P-11)
2.	Odour	-	<5	5	15	IS : 3025(P-5)
3.	Colour	Hazen Units	Agreeable	Agreeable	Agreeable	IS : 3025(P-4)
4.	Temperature	°C	17	-----	-----	IS : 3025(P-19)
5.	Turbidity	NTU	1.9	1	5	IS : 3025(P-10)
6.	Taste	-	Agreeable	Agreeable	Agreeable	IS : 3025(P-7)
7.	Conductivity	µmhos/cm	266	-----	-----	IS : 3025(P-14)
8.	Total Dissolved Solids	mg/l	174	500	2000	IS : 3025(P-16)
9.	Alkalinity as CaCO ₃	mg/l	74	200	600	IS : 3025(P-23)
10.	Total Hardness as CaCO ₃	mg/l	122	200	600	IS : 3025(P-21)
11.	Calcium as Ca	mg/l	29.6	75	200	IS : 3025(P-40)
12.	Magnesium as Mg	mg/l	11.6	30	100	IS : 3025(P-46)
13.	Manganese as Mn	mg/l	<0.02	0.1	0.3	IS : 3025(P-59)
14.	Chloride as Cl	mg/l	24	250	1000	IS : 3025(P-32)
15.	Nitrate as NO ₃	mg/l	4.8	45	No Relaxation	IS : 3025(P-34)
16.*	Sulphate as SO ₄	mg/l	34	200	400	IS : 3025(P-24)
17.	Sulphide as H ₂ S	mg/l	ND#	0.05	No Relaxation	IS : 3025(P-29)
18.	Fluoride as F	mg/l	ND#	<1.0	1.5	IS : 3025(P-60)
19.	Free Residual Chlorine	mg/l	ND#	0.2	1	IS : 3025(P-26)
20.	Ammonia as TKN	mg/l	ND#	0.5	No Relaxation	IS : 3025(P-34)
21.	Anionic Detergents as MBAS	mg/l	ND#	0.2	1.0	Annexure K of IS:13428
22.	Iron as Fe	mg/l	0.034	0.3	No Relaxation	IS : 3025(P-2)
23.	Phenolic Compound	mg/l	<0.001	0.001	0.002	IS : 3025(P-2)
24.	Copper as Cu	mg/l	<0.005	0.05	1.5	IS : 3025(P-2)
25.	Aluminium as Al	mg/l	0.012	0.03	0.2	IS : 3025(P-2)
26.	Barium as Ba	mg/l	0.032	0.7	No Relaxation	IS : 3025(P-2)

27.	Boron as B	mg/l	<0.10	0.5	1.0	IS : 3025(P-2)
28.	Zinc as Zn	mg/l	0.131	5	15	IS : 3025(P-2)
29.	Mercury as Hg	mg/l	<0.0004	0.001	No Relaxation	IS : 3025(P-2)
30.	Cadmium as Cd	mg/l	0.002	0.003	No Relaxation	IS : 3025(P-2)
31.	Total Arsenic as As	mg/l	<0.005	0.01	0.05	IS : 3025(P-2)
32.	Lead as Pb	mg/l	0.008	0.01	No Relaxation	IS : 3025(P-2)
33.	Nickel as Ni	mg/l	0.001	0.02	No Relaxation	IS : 3025(P-2)
34.	Total Chromium as Cr	mg/l	0.001	0.05	No Relaxation	IS : 3025(P-2)
35.*	Total Coliform	MPN/100ml	Absent	Absent	Absent	IS : 1622-1981
36.*	Faecal Coliform	MPN/100ml	Absent	Absent	Absent	IS : 1622-1981

#ND- Not Detected

Mahesh
Mahesh Kumar
 Analyzed by:





Mallick
Gaja Nand Mallick
 Quality Manager:

Notes:

- **The parameters marked as (*) are not accredited by NABL.**
- The results relate only to the sample tested.
- This Test Report shall not be reproduced wholly or in part without prior written consent of the laboratory.
- The samples received shall be destroyed after two weeks from the date of issue of the Test Report unless specified otherwise.
- This Test Report shall not be used in any advertising media or as evidence in the court of Law without prior written consent of the laboratory.

****End of Report****

	MANTEC ENVIRONMENTAL LABORATORY {An ISO 9001: 2015 Certified & Accredited by NABL} (Recognized by MoEF&CC-Govt. of India) D-36, SECTOR-VI, NOIDA, District-Gautam Budh Nagar, U. P. Ph.0120-4215000, 4215805, Fax, 0120-4215809, email: manteclab@gmail.com	 TC-6440
---	--	---

Sample Identification No.	:	W21070306
Name & Address of the Customer	:	Tidong Power Generation Pvt. Ltd., Vill.- Ruwang, P.O. - Moorang, Distt.- Kinnaur, (Himachal Pradesh)
Date of Sampling	:	30.06.2021
Date of Receipt	:	03.07.2021
Sample Description	:	Drinking Water
Sample Condition	:	Ok
Start Date of Analysis	:	03.07.2021
End Date of Analysis	:	09.07.2021
Date of Reporting	:	10.07.2021
Sampling Location	:	R.O. Outlet Water near Power House
Sample Collected By	:	Mr. Rahul Singh & Mr. Mahesh Kumar
Environmental Condition at Lab	:	Temp. 25 ± 2 °C Humidity 50 ± 10 %
Ref. of Sampling Procedure No.	:	MEL/MSP/7.3/P-01

TEST RESULTS

Sl. No.	Parameters	Units	Value	Acceptable Limit	Permissible Limit	Test Method
1.	pH	-	7.31	6.5-8.5	No Relaxation	IS : 3025(P-11)
2.	Odour	-	<5	5	15	IS : 3025(P-5)
3.	Colour	Hazen Units	Agreeable	Agreeable	Agreeable	IS : 3025(P-4)
4.	Temperature	°C	14	-----	-----	IS : 3025(P-19)
5.	Turbidity	NTU	1.5	1	5	IS : 3025(P-10)
6.	Taste	-	Agreeable	Agreeable	Agreeable	IS : 3025(P-7)
7.	Conductivity	µmhos/cm	128	-----	-----	IS : 3025(P-14)
8.	Total Dissolved Solids	mg/l	84	500	2000	IS : 3025(P-16)
9.	Alkalinity as CaCO ₃	mg/l	16	200	600	IS : 3025(P-23)
10.	Total Hardness as CaCO ₃	mg/l	56	200	600	IS : 3025(P-21)
11.	Calcium as Ca	mg/l	12.8	75	200	IS : 3025(P-40)
12.	Magnesium as Mg	mg/l	5.8	30	100	IS : 3025(P-46)
13.	Manganese as Mn	mg/l	<0.02	0.1	0.3	IS : 3025(P-59)
14.	Chloride as Cl	mg/l	12	250	1000	IS : 3025(P-32)
15.	Nitrate as NO ₃	mg/l	3.6	45	No Relaxation	IS : 3025(P-34)
16.*	Sulphate as SO ₄	mg/l	28	200	400	IS : 3025(P-24)
17.	Sulphide as H ₂ S	mg/l	ND#	0.05	No Relaxation	IS : 3025(P-29)
18.	Fluoride as F	mg/l	ND#	<1.0	1.5	IS : 3025(P-60)
19.	Free Residual Chlorine	mg/l	ND#	0.2	1	IS : 3025(P-26)
20.	Ammonia as TKN	mg/l	ND#	0.5	No Relaxation	IS : 3025(P-34)
21.	Anionic Detergents as MBAS	mg/l	ND#	0.2	1.0	Annexure K of IS:13428
22.	Iron as Fe	mg/l	0.008	0.3	No Relaxation	IS : 3025(P-2)
23.	Phenolic Compound	mg/l	<0.001	0.001	0.002	IS : 3025(P-2)
24.	Copper as Cu	mg/l	<0.005	0.05	1.5	IS : 3025(P-2)
25.	Aluminium as Al	mg/l	0.012	0.03	0.2	IS : 3025(P-2)
26.	Barium as Ba	mg/l	0.018	0.7	No Relaxation	IS : 3025(P-2)

27.	Boron as B	mg/l	<0.10	0.5	1.0	IS : 3025(P-2)
28.	Copper as Cu	mg/l	<0.02	0.05	1.5	IS : 3025(P-2)
29.	Zinc as Zn	mg/l	0.021	5	15	IS : 3025(P-2)
30.	Mercury as Hg	mg/l	<0.001	0.001	No Relaxation	IS : 3025(P-2)
31.	Cadmium as Cd	mg/l	0.001	0.003	No Relaxation	IS : 3025(P-2)
32.	Total Arsenic as As	mg/l	<0.005	0.01	0.05	IS : 3025(P-2)
33.	Lead as Pb	mg/l	0.003	0.01	No Relaxation	IS : 3025(P-2)
34.	Nickel as Ni	mg/l	0.001	0.02	No Relaxation	IS : 3025(P-2)
35.	Total Chromium as Cr	mg/l	0.001	0.05	No Relaxation	IS : 3025(P-2)
36.*	Total Coliform	MPN/100ml	Absent	Absent	Absent	IS : 1622-1981
37.*	Faecal Coliform	MPN/100ml	Absent	Absent	Absent	IS : 1622-1981

#ND- Not Detected

Mahesh
Mahesh Kumar
 Analyzed by:



Mahesh
Gaja Nand Mallick
 Quality Manager:

Notes:

- **The parameters marked as (*) are not accredited by NABL.**
- The results relate only to the sample tested.
- This Test Report shall not be reproduced wholly or in part without prior written consent of the laboratory.
- The samples received shall be destroyed after two weeks from the date of issue of the Test Report unless specified otherwise.
- This Test Report shall not be used in any advertising media or as evidence in the court of Law without prior written consent of the laboratory.

****End of Report****

	MANTEC ENVIRONMENTAL LABORATORY [An ISO 9001: 2015 Certified & Accredited by NABL] (Recognized by MoEF&CC-Govt. of India) D-36, SECTOR-VI, NOIDA, District-Gautam Budh Nagar, U. P. Ph.0120-4215000, 4215805, Fax, 0120-4215809, email: manteclab@gmail.com	 TC-6440

Sample Identification No.	:	W21070307
Name & Address of the Customer	:	Tidong Power Generation Pvt. Ltd., Vill.- Ruwang, P.O. - Moorang, Distt.- Kinnaur, (Himachal Pradesh)
Date of Sampling	:	30.06.2021
Date of Receipt	:	03.07.2021
Sample Description	:	Waste Water
Sample Condition	:	Ok
Start Date of Analysis	:	03.07.2021
End Date of Analysis	:	09.07.2021
Date of Reporting	:	10.07.2021
Sampling Location	:	STP Un-treated Power House
Sample Collected By	:	Mr. Rahul Singh & Mr. Mahesh Kumar
Environmental Condition at Lab	:	Temp. 25 ± 2 °C Humidity 50 ± 10 %
Ref. of Sampling Procedure No.	:	MEL/MSP/7.3/P-01

TEST RESULTS

Sl. No.	Parameters	Units	Value	Desirable Limits	Test Method
1.	pH	-	6.56	5.5-9.0	IS : 3025(P-11)
2.	Total Suspended Solids	-	342	100	IS : 3025(P-17)
3.	BOD	-	288	30	IS : 3025(P-44)
4*	Faecal Coliform	MPN/100ml	16867.0	----	IS : 1622-1981

Mahesh
Mahesh Kumar
 Analyzed by:




Mallik
Gaja Nand Mallick
 Quality Manager:

Notes:

- The parameters marked as (*) are not accredited by NABL.
- The results relate only to the sample tested.
- This Test Report shall not be reproduced wholly or in part without prior written consent of the laboratory.
- The samples received shall be destroyed after two weeks from the date of issue of the Test Report unless specified otherwise.
- This Test Report shall not be used in any advertising media or as evidence in the court of Law without prior written consent of the laboratory.

****End of Report****

	MANTEC ENVIRONMENTAL LABORATORY [An ISO 9001: 2015 Certified & Accredited by NABL] (Recognized by MoEF&CC-Govt. of India) D-36, SECTOR-VI, NOIDA, District-Gautam Budh Nagar, U. P. Ph.0120-4215000, 4215805, Fax, 0120-4215809, email: manteclab@gmail.com	 TC-6440
---	--	---

Sample Identification No.	:	W21070308
Name & Address of the Customer	:	Tidong Power Generation Pvt. Ltd., Vill.- Ruwang, P.O. - Moorang, Distt.- Kinnaur, (Himachal Pradesh)
Date of Sampling	:	30.06.2021
Date of Receipt	:	03.07.2021
Sample Description	:	Waste Water
Sample Condition	:	Ok
Start Date of Analysis	:	03.07.2021
End Date of Analysis	:	09.07.2021
Date of Reporting	:	10.07.2021
Sampling Location	:	STP treated Power House
Sample Collected By	:	Mr. Rahul Singh & Mr. Mahesh Kumar
Environmental Condition at Lab	:	Temp. 25 ± 2 °C Humidity 50 ± 10 %
Ref. of Sampling Procedure No.	:	MEL/MSP/7.3/P-01

TEST RESULTS

Sl. No.	Parameters	Units	Value	Desirable Limits	Test Method
1.	pH	-	7.18	5.5-9.0	IS : 3025(P-11)
2.	Total Suspended Solids	-	86	100	IS : 3025(P-17)
3.	BOD	-	28	30	IS : 3025(P-44)
4*	Faecal Coliform	MPN/100ml	1202.0	----	IS : 1622-1981

Mahesh
Mahesh Kumar
 Analyzed by:




Mallick
Gaja Nand Mallick
 Quality Manager:

Notes:

- The parameters marked as (*) are not accredited by NABL.
- The results relate only to the sample tested.
- This Test Report shall not be reproduced wholly or in part without prior written consent of the laboratory.
- The samples received shall be destroyed after two weeks from the date of issue of the Test Report unless specified otherwise.
- This Test Report shall not be used in any advertising media or as evidence in the court of Law without prior written consent of the laboratory.

****End of Report****

	MANTEC ENVIRONMENTAL LABORATORY [An ISO 9001: 2015 Certified & Accredited by NABL] (Recognized by MoEF&CC-Govt. of India) D-36, SECTOR-VI, NOIDA, District-Gautam Budh Nagar, U. P. Ph.0120-4215000, 4215805, Fax, 0120-4215809, email: manteclab@gmail.com	 TC-6440

Sample Identification No.	:	W21070309
Name & Address of the Customer	:	Tidong Power Generation Pvt. Ltd., Vill.- Ruwang, P.O. - Moorang, Distt.- Kinnaur, (Himachal Pradesh)
Date of Sampling	:	30.06.2021
Date of Receipt	:	03.07.2021
Sample Description	:	Waste Water
Sample Condition	:	Ok
Start Date of Analysis	:	03.07.2021
End Date of Analysis	:	09.07.2021
Date of Reporting	:	10.07.2021
Sampling Location	:	STP Un-treated Dam Site
Sample Collected By	:	Mr. Rahul Singh & Mr. Mahesh Kumar
Environmental Condition at Lab	:	Temp. 25 ± 2 °C Humidity 50 ± 10 %
Ref. of Sampling Procedure No.	:	MEL/MSP/7.3/P-01

TEST RESULTS

Sl. No.	Parameters	Units	Value	Desirable Limits	Test Method
1.	pH	-	6.72	5.5-9.0	IS : 3025(P-11)
2.	Total Suspended Solids	-	206	100	IS : 3025(P-17)
3.	BOD	-	286	30	IS : 3025(P-44)
4*	Faecal Coliform	MPN/100ml	17008.0	----	IS : 1622-1981

Mahesh
Mahesh Kumar
 Analyzed by:



Mallick
Gaja Nand Mallick
 Quality Manager:

Notes:

- The parameters marked as (*) are not accredited by NABL.
- The results relate only to the sample tested.
- This Test Report shall not be reproduced wholly or in part without prior written consent of the laboratory.
- The samples received shall be destroyed after two weeks from the date of issue of the Test Report unless specified otherwise.
- This Test Report shall not be used in any advertising media or as evidence in the court of Law without prior written consent of the laboratory.

****End of Report****

	MANTEC ENVIRONMENTAL LABORATORY {An ISO 9001: 2015 Certified & Accredited by NABL} (Recognized by MoEF&CC-Govt. of India) D-36, SECTOR-VI, NOIDA, District-Gautam Budh Nagar, U. P. Ph.0120-4215000, 4215805, Fax, 0120-4215809, email: manteclab@gmail.com	 TC-6440
---	--	---

Sample Identification No.	:	W21070310
Name & Address of the Customer	:	Tidong Power Generation Pvt. Ltd., Vill.- Ruwang, P.O. - Moorang, Distt.- Kinnaur, (Himachal Pradesh)
Date of Sampling	:	30.06.2021
Date of Receipt	:	03.07.2021
Sample Description	:	Waste Water
Sample Condition	:	Ok
Start Date of Analysis	:	03.07.2021
End Date of Analysis	:	09.07.2021
Date of Reporting	:	10.07.2021
Sampling Location	:	STP treated Dam Site
Sample Collected By	:	Mr. Rahul Singh & Mr. Mahesh Kumar
Environmental Condition at Lab	:	Temp. 25 ± 2 °C Humidity 50 ± 10 %
Ref. of Sampling Procedure No.	:	MEL/MSP/7.3/P-01

TEST RESULTS

Sl. No.	Parameters	Units	Value	Desirable Limits	Test Method
1.	pH	-	7.11	5.5-9.0	IS : 3025(P-11)
2.	Total Suspended Solids	-	78	100	IS : 3025(P-17)
3.	BOD	-	24	30	IS : 3025(P-44)
4*	Faecal Coliform	MPN/100ml	1097.0	----	IS : 1622-1981

Mahesh
Mahesh Kumar
 Analyzed by:





Mallick
Gaja Nand Mallick
 Quality Manager:

Notes:

- The parameters marked as (*) are not accredited by NABL.
- The results relate only to the sample tested.
- This Test Report shall not be reproduced wholly or in part without prior written consent of the laboratory.
- The samples received shall be destroyed after two weeks from the date of issue of the Test Report unless specified otherwise.
- This Test Report shall not be used in any advertising media or as evidence in the court of Law without prior written consent of the laboratory.

****End of Report****

	<p align="center">MANTEC ENVIRONMENTAL LABORATORY {An ISO 9001: 2015 Certified & Accredited by NABL} (Recognized by MoEF&CC-Govt. of India) D-36, SECTOR-VI, NOIDA, District-Gautam Budh Nagar, U. P. Ph.0120-4215000, 4215805, Fax,0120-4215809,email :manteclab@gmail.com</p>	
		TC-6440

Name & Address of the Customer	:	Tidong Power Generation Pvt. Ltd., Vill.- Ruwang, P.O. - Moorang, Distt.- Kinnaur, (Himachal Pradesh)
Date of Monitoring	:	24.06.2021
Sample Description	:	Noise Monitoring
Sampling Location	:	ADIT-I
Monitored by	:	Mr. Rahul Singh

Monitoring Report

Sl. No.	Noise Level dB(A)			Category of Area
	Lmin	Lmax	Leq	
1.	39.8	58.40	51.78	Industrial Area

Standards of Noise Level

As Per CPCB Guidelines			
Sl. No.	Category of Area	Day dB (A)	Night dB (A)
1.	Industrial Area	75	70
2.	Commercial Area	65	55
3.	Residential Area	55	45
4.	Silence Zone	50	40



MANTEC ENVIRONMENTAL LABORATORY
 [An ISO 9001: 2015 Certified & Accredited by NABL]
 (Recognized by MoEF&CC-Govt. of India)
 D-36, SECTOR-VI, NOIDA, District-Gautam Budh Nagar, U. P.
 Ph.0120-4215000, 4215805, Fax,0120-4215809,email :manteclub@gmail.com



TC-6440



Location	ADIT-I				
	Date	Day/ Hours	Lmin	Leq	Lmax
24.06.2021		06:00AM-07:00AM	52.60	55.48	56.90
		07:00AM-08:00AM	53.80	57.08	58.20
		08:00AM-09:00AM	54.70	55.43	56.20
		09:00AM-10:00AM	53.60	54.49	55.50
		10:00AM-11:00AM	51.60	54.99	58.40
		11:00AM-12:00PM	53.20	55.10	57.80
		12:00PM-01:00PM	52.60	55.37	57.60
		01:00PM-02:00PM	52.90	54.85	57.20
		02:00PM-03:00PM	53.40	54.90	56.60
		03:00PM-04:00PM	54.30	55.90	57.20
		04:00PM-05:00PM	54.20	55.32	57.20
		05:00PM-06:00PM	54.40	55.60	57.90
		06:00PM-07:00PM	53.60	54.59	55.60
		07:00PM-08:00PM	52.80	54.60	56.40
		08:00PM-09:00PM	53.20	55.22	56.60
		09:00PM-10:00PM	52.80	54.45	55.70
		10:00PM-11:00PM	42.60	45.82	48.50
		11:00PM-12:00AM	43.60	45.64	48.20
		12:00AM-01:00AM	42.60	43.80	45.80
		01:00AM-02:00AM	41.60	45.17	45.80
	02:00AM-03:00AM	40.20	43.53	45.20	
	03:00AM-04:00AM	39.80	42.46	44.40	
	04:00AM-05:00AM	41.60	44.80	46.30	
	05:00AM-06:00AM	43.20	48.22	49.50	
	Average	39.80	51.78	58.40	



Rahul Singh

MONITORED BY:

*****End of Report*****

	MANTEC ENVIRONMENTAL LABORATORY {An ISO 9001: 2015 Certified & Accredited by NABL} (Recognized by MoEF&CC-Govt. of India) D-36, SECTOR-VI, NOIDA, District-Gautam Budh Nagar, U. P. Ph.0120-4215000, 4215805, Fax,0120-4215809,email :mantecclab@gmail.com	 TC-6440

Name & Address of the Customer	:	Tidong Power Generation Pvt. Ltd., Vill.- Ruwang, P.O. - Moorang, Distt.- Kinnaur, (Himachal Pradesh)
Date of Monitoring	:	24.06.2021
Sample Description	:	Noise Monitoring
Sampling Location	:	Dam Site
Monitored by	:	Mr. Rahul Singh

Monitoring Report

Sl. No.	Noise Level dB(A)			Category of Area
	Lmin	Lmax	Leq	
1.	40.20	58.60	51.32	Industrial Area

Standards of Noise Level

As Per CPCB Guidelines			
Sl. No.	Category of Area	Day dB (A)	Night dB (A)
1.	Industrial Area	75	70
2.	Commercial Area	65	55
3.	Residential Area	55	45
4.	Silence Zone	50	40



MANTEC ENVIRONMENTAL LABORATORY
 {An ISO 9001: 2015 Certified & Accredited by NABL}
 (Recognized by MoEF&CC-Govt. of India)
 D-36, SECTOR-VI, NOIDA, District-Gautam Budh Nagar, U. P.
 Ph.0120-4215000, 4215805, Fax,0120-4215809,email :mantecclab@gmail.com



TC-6440

Location	Dam Site			
Date	Day/ Hours	Lmin	Leq	Lmax
24.06.2021	06:00AM-07:00AM	53.20	54.93	56.20
	07:00AM-08:00AM	53.20	55.05	56.32
	08:00AM-09:00AM	53.80	54.72	55.30
	09:00AM-10:00AM	52.80	54.15	54.60
	10:00AM-11:00AM	53.20	54.30	54.80
	11:00AM-12:00PM	53.40	54.59	55.40
	12:00PM-01:00PM	52.60	55.52	58.60
	01:00PM-02:00PM	53.40	54.73	56.40
	02:00PM-03:00PM	52.20	54.59	56.40
	03:00PM-04:00PM	52.90	55.03	57.20
	04:00PM-05:00PM	53.50	54.89	56.40
	05:00PM-06:00PM	52.60	54.56	55.40
	06:00PM-07:00PM	53.50	54.41	54.90
	07:00PM-08:00PM	52.20	54.19	56.40
	08:00PM-09:00PM	52.70	54.88	56.00
	09:00PM-10:00PM	53.50	56.03	58.60
	10:00PM-11:00PM	44.20	47.63	49.20
	11:00PM-12:00AM	44.20	46.06	47.60
	12:00AM-01:00AM	42.40	43.46	44.50
	01:00AM-02:00AM	40.60	42.42	43.80
02:00AM-03:00AM	40.80	43.11	44.80	
03:00AM-04:00AM	40.20	42.21	44.40	
04:00AM-05:00AM	41.20	44.15	45.70	
05:00AM-06:00AM	43.60	46.04	47.80	
	Average	40.20	51.32	58.60



Rahul Singh
MONITORED BY:

End of Report

	<p align="center">MANTEC ENVIRONMENTAL LABORATORY {An ISO 9001: 2015 Certified & Accredited by NABL} (Recognized by MoEF&CC-Govt. of India) D-36, SECTOR-VI, NOIDA, District-Gautam Budh Nagar, U. P. Ph.0120-4215000, 4215805, Fax, 0120-4215809, email: manteclab@gmail.com</p>	 TC-6440
---	--	--

Name & Address of the Customer	:	Tidong Power Generation Pvt. Ltd., Vill.- Ruwang, P.O. - Moorang, Distt.- Kinnaur, (Himachal Pradesh)
Date of Monitoring	:	25.06.2021
Sample Description	:	Noise Monitoring
Sampling Location	:	Moorang Village
Monitored by	:	Mr. Rahul Singh

Monitoring Report

Sl. No.	Noise Level dB(A)			Category of Area
	Lmin	Lmax	Leq	
1.	42.40	58.80	51.06	Residential Area

Standards of Noise Level

As Per CPCB Guidelines			
Sl. No.	Category of Area	Day dB (A)	Night dB (A)
1.	Industrial Area	75	70
2.	Commercial Area	65	55
3.	Residential Area	55	45
4.	Silence Zone	50	40



MANTEC ENVIRONMENTAL LABORATORY
 {An ISO 9001: 2015 Certified & Accredited by NABL}
 (Recognized by MoEF&CC-Govt. of India)
 D-36, SECTOR-VI, NOIDA, District-Gautam Budh Nagar, U. P.
 Ph.0120-4215000, 4215805, Fax, 0120-4215809, email: manteclab@gmail.com



TC-6440

Location	Moorang Village			
Date	Day/ Hours	Lmin	Leq	Lmax
25.06.2021	06:00AM-07:00AM	52.60	55.17	58.70
	07:00AM-08:00AM	52.80	56.11	58.80
	08:00AM-09:00AM	53.00	54.14	56.10
	09:00AM-10:00AM	51.40	53.74	56.20
	10:00AM-11:00AM	52.30	55.14	58.80
	11:00AM-12:00PM	51.60	56.75	58.70
	12:00PM-01:00PM	51.80	54.28	56.40
	01:00PM-02:00PM	52.10	53.47	56.10
	02:00PM-03:00PM	51.60	54.93	57.60
	03:00PM-04:00PM	52.00	53.26	54.60
	04:00PM-05:00PM	51.60	57.14	58.40
	05:00PM-06:00PM	52.80	54.84	56.50
	06:00PM-07:00PM	51.60	54.30	56.40
	07:00PM-08:00PM	52.20	54.23	56.20
	08:00PM-09:00PM	50.60	53.58	55.40
	09:00PM-10:00PM	51.60	53.44	54.60
	10:00PM-11:00PM	42.80	43.62	45.30
	11:00PM-12:00AM	43.00	45.16	49.00
	12:00AM-01:00AM	42.80	43.90	45.60
	01:00AM-02:00AM	42.40	43.46	44.20
02:00AM-03:00AM	43.20	43.93	45.60	
03:00AM-04:00AM	43.00	43.58	44.60	
04:00AM-05:00AM	42.40	43.39	44.20	
05:00AM-06:00AM	42.80	43.80	44.80	
	Average	42.40	51.06	58.80



Rahul Singh

MONITORED BY:

*****End of Report*****

Test Report No.: N210703C -04.



MANTEC ENVIRONMENTAL LABORATORY
{An ISO 9001: 2015 Certified & Accredited by NABL}
(Recognized by MoEF&CC-Govt. of India)
D-36, SECTOR-VI, NOIDA, District-Gautam Budh Nagar, U. P.
Ph.0120-4215000, 4215805, Fax, 0120-4215809, email: manteclab@gmail.com



TC-6440

Name & Address of the Customer	:	Tidong Power Generation Pvt. Ltd., Vill.- Ruwang, P.O. - Moorang, Distt.- Kinnaur, (Himachal Pradesh)
Date of Monitoring	:	26.06.2021
Sample Description	:	Noise Monitoring
Sampling Location	:	Site Office near Temple
Monitored by	:	Mr. Rahul Singh

Monitoring Report

Sl. No.	Noise Level dB(A)			Category of Area
	Lmin	Lmax	Leq	
1.	37.40	56.80	47.81	Residential Area

Standards of Noise Level

As Per CPCB Guidelines			
Sl. No.	Category of Area	Day dB (A)	Night dB (A)
1.	Industrial Area	75	70
2.	Commercial Area	65	55
3.	Residential Area	55	45
4.	Silence Zone	50	40



MANTEC ENVIRONMENTAL LABORATORY
 {An ISO 9001: 2015 Certified & Accredited by NABL}
 (Recognized by MoEF&CC-Govt. of India)
 D-36, SECTOR-VI, NOIDA, District-Gautam Budh Nagar, U. P.
 Ph.0120-4215000, 4215805, Fax, 0120-4215809, email: manteclab@gmail.com





TC-6440

Location	Site Office near Temple			
Date	Day/ Hours	Lmin	Leq	Lmax
26.06.2021	06:00AM-07:00AM	43.50	45.27	46.30
	07:00AM-08:00AM	43.80	46.46	51.10
	08:00AM-09:00AM	44.60	49.80	53.80
	09:00AM-10:00AM	45.20	48.57	50.40
	10:00AM-11:00AM	46.80	49.37	51.30
	11:00AM-12:00PM	51.80	53.89	56.10
	12:00PM-01:00PM	52.50	54.52	56.30
	01:00PM-02:00PM	53.20	54.96	56.40
	02:00PM-03:00PM	53.60	55.11	56.40
	03:00PM-04:00PM	54.10	55.55	56.80
	04:00PM-05:00PM	49.70	51.91	54.20
	05:00PM-06:00PM	49.20	51.85	55.20
	06:00PM-07:00PM	45.20	47.72	50.20
	07:00PM-08:00PM	46.80	50.00	52.60
	08:00PM-09:00PM	45.50	50.06	52.60
	09:00PM-10:00PM	46.40	49.87	51.40
	10:00PM-11:00PM	39.50	42.89	47.20
	11:00PM-12:00AM	38.80	41.79	44.30
	12:00AM-01:00AM	37.40	40.22	43.20
	01:00AM-02:00AM	38.20	42.37	44.80
02:00AM-03:00AM	38.40	40.47	42.50	
03:00AM-04:00AM	40.10	41.99	43.80	
04:00AM-05:00AM	37.80	41.34	44.60	
05:00AM-06:00AM	41.60	41.49	46.31	
	Average	37.40	47.81	56.80



Rahul Singh
MONITORED BY:

****End of Report****

	<p align="center">MANTEC ENVIRONMENTAL LABORATORY {An ISO 9001: 2015 Certified & Accredited by NABL} (Recognized by MoEF&CC-Govt. of India) D-36, SECTOR-VI, NOIDA, District-Gautam Budh Nagar, U. P. Ph.0120-4215000, 4215805, Fax, 0120-4215809, email: manteclab@gmail.com</p>	 TC-6440
---	--	---

Name & Address of the Customer	:	Tidong Power Generation Pvt. Ltd., Vill.- Ruwang, P.O. - Moorang, Distt.- Kinnaur, (Himachal Pradesh)
Date of Monitoring	:	26.06.2021
Sample Description	:	Noise Monitoring
Sampling Location	:	Power House
Monitored by	:	Mr. Rahul Singh

Monitoring Report

Sl. No.	Noise Level dB(A)			Category of Area
	Lmin	Lmax	Leq	
1.	38.40	58.70	51.14	Industrial Area

Standards of Noise Level

Sl. No.	Category of Area	As Per CPCB Guidelines	
		Day dB (A)	Night dB (A)
1.	Industrial Area	75	70
2.	Commercial Area	65	55
3.	Residential Area	55	45
4.	Silence Zone	50	40



MANTEC ENVIRONMENTAL LABORATORY
 {An ISO 9001: 2015 Certified & Accredited by NABL}
 (Recognized by MoEF&CC-Govt. of India)
 D-36, SECTOR-VI, NOIDA, District-Gautam Budh Nagar, U. P.
 Ph.0120-4215000, 4215805, Fax, 0120-4215809, email: manteclab@gmail.com





TC-6440

Location	Power House				
	Date	Day/ Hours	Lmin	Leq	Lmax
26.06.2021		06:00AM-07:00AM	51.60	56.75	58.70
		07:00AM-08:00AM	51.80	54.28	56.40
		08:00AM-09:00AM	52.10	53.47	56.10
		09:00AM-10:00AM	51.60	54.93	57.60
		10:00AM-11:00AM	52.00	53.26	54.60
		11:00AM-12:00PM	51.60	57.14	58.40
		12:00PM-01:00PM	52.80	54.84	56.50
		01:00PM-02:00PM	51.60	54.30	56.40
		02:00PM-03:00PM	53.20	54.30	54.80
		03:00PM-04:00PM	53.40	54.59	55.40
		04:00PM-05:00PM	52.60	55.52	58.60
		05:00PM-06:00PM	53.40	54.73	56.40
		06:00PM-07:00PM	52.20	54.59	56.40
		07:00PM-08:00PM	52.90	55.03	57.20
		08:00PM-09:00PM	53.50	54.89	56.40
		09:00PM-10:00PM	52.60	54.56	55.40
		10:00PM-11:00PM	44.20	46.06	47.60
		11:00PM-12:00AM	42.40	43.46	44.50
		12:00AM-01:00AM	40.60	42.42	43.80
		01:00AM-02:00AM	40.80	43.11	44.80
	02:00AM-03:00AM	38.40	40.47	42.50	
	03:00AM-04:00AM	43.60	45.64	48.20	
	04:00AM-05:00AM	42.60	43.80	45.80	
	05:00AM-06:00AM	41.60	45.17	45.80	
	Average	38.40	51.14	58.70	



Rahul Singh
MONITORED BY:

End of Report

	<p align="center">MANTEC ENVIRONMENTAL LABORATORY {An ISO 9001: 2015 Certified & Accredited by NABL} (Recognized by MoEF&CC-Govt. of India) D-36, SECTOR-VI, NOIDA, District-Gautam Budh Nagar, U. P. Ph.0120-4215000, 4215805, Fax, 0120-4215809, email: manteclab@gmail.com</p>	
		TC-6440

Name & Address of the Customer	:	Tidong Power Generation Pvt. Ltd., Vill.- Ruwang, P.O. - Moorang, Distt.- Kinnaur, (Himachal Pradesh)
Date of Monitoring	:	27.06.2021
Sample Description	:	Noise Monitoring
Sampling Location	:	Rispa Village
Monitored by	:	Mr. Rahul Singh

Monitoring Report

Sl. No.	Noise Level dB(A)			Category of Area
	Lmin	Lmax	Leq	
1.	36.20	56.90	48.29	Residential Area

Standards of Noise Level

As Per CPCB Guidelines			
Sl. No.	Category of Area	Day dB (A)	Night dB (A)
1.	Industrial Area	75	70
2.	Commercial Area	65	55
3.	Residential Area	55	45
4.	Silence Zone	50	40



MANTEC ENVIRONMENTAL LABORATORY
 {An ISO 9001: 2015 Certified & Accredited by NABL}
 (Recognized by MoEF&CC-Govt. of India)
 D-36, SECTOR-VI, NOIDA, District-Gautam Budh Nagar, U. P.
 Ph.0120-4215000, 4215805, Fax, 0120-4215809,email :mantecclab@gmail.com





TC-6440

Location	Rispa Village			
Date	Day/ Hours	Lmin	Leq	Lmax
27.06.2021	06:00AM-07:00AM	44.20	45.58	46.80
	07:00AM-08:00AM	44.20	47.48	51.50
	08:00AM-09:00AM	46.30	51.52	54.50
	09:00AM-10:00AM	46.60	49.78	51.40
	10:00AM-11:00AM	47.20	49.88	51.90
	11:00AM-12:00PM	52.30	54.35	56.30
	12:00PM-01:00PM	53.10	54.93	56.60
	01:00PM-02:00PM	53.80	55.31	56.80
	02:00PM-03:00PM	54.10	55.42	56.70
	03:00PM-04:00PM	54.80	55.82	56.90
	04:00PM-05:00PM	50.20	52.78	56.40
	05:00PM-06:00PM	50.10	52.73	56.30
	06:00PM-07:00PM	46.60	49.80	52.80
	07:00PM-08:00PM	47.30	50.57	52.70
	08:00PM-09:00PM	46.60	50.68	52.80
	09:00PM-10:00PM	47.90	51.19	52.80
	10:00PM-11:00PM	37.90	42.83	48.60
	11:00PM-12:00AM	38.70	41.19	43.90
	12:00AM-01:00AM	36.50	40.24	43.50
	01:00AM-02:00AM	36.20	42.25	45.30
02:00AM-03:00AM	38.40	40.47	42.50	
03:00AM-04:00AM	40.10	41.99	43.80	
04:00AM-05:00AM	37.10	40.61	43.20	
05:00AM-06:00AM	39.50	41.49	43.80	
	Average	36.20	48.29	56.90



Rahul Singh
MONITORED BY:

****End of Report****

	<p align="center">MANTEC ENVIRONMENTAL LABORATORY {An ISO 9001: 2015 Certified & Accredited by NABL} (Recognized by MoEF&CC-Govt. of India) D-36, SECTOR-VI, NOIDA, District-Gautam Budh Nagar, U. P. Ph.0120-4215000, 4215805, Fax, 0120-4215809, email: manteclab@gmail.com</p>	 TC-6440
---	--	---

Name & Address of the Customer	:	Tidong Power Generation Pvt. Ltd., Vill.- Ruwang, P.O. - Moorang, Distt.- Kinnaur, (Himachal Pradesh)
Date of Monitoring	:	28.06.2021
Sample Description	:	Noise Monitoring
Sampling Location	:	Check Post
Monitored by	:	Mr. Rahul Singh

Monitoring Report

Sl. No.	Noise Level dB(A)			Category of Area
	Lmin	Lmax	Leq	
1.	40.10	64.10	53.25	Industrial Area

Standards of Noise Level

As Per CPCB Guidelines			
Sl. No.	Category of Area	Day dB (A)	Night dB (A)
1.	Industrial Area	75	70
2.	Commercial Area	65	55
3.	Residential Area	55	45
4.	Silence Zone	50	40



MANTEC ENVIRONMENTAL LABORATORY
 {An ISO 9001: 2015 Certified & Accredited by NABL}
 (Recognized by MoEF&CC-Govt. of India)
 D-36, SECTOR-VI, NOIDA, District-Gautam Budh Nagar, U. P.
 Ph.0120-4215000, 4215805, Fax, 0120-4215809, email: manteclab@gmail.com





TC-6440

Location	Check Post			
Date	Day/ Hours	Lmin	Leq	Lmax
28.06.2021	06:00AM-07:00AM	54.60	55.28	56.70
	07:00AM-08:00AM	54.50	56.12	57.80
	08:00AM-09:00AM	54.30	54.90	55.70
	09:00AM-10:00AM	54.20	54.43	54.80
	10:00AM-11:00AM	54.20	56.91	63.80
	11:00AM-12:00PM	54.20	57.05	63.70
	12:00PM-01:00PM	54.10	57.34	63.00
	01:00PM-02:00PM	54.20	58.42	64.10
	02:00PM-03:00PM	54.10	57.03	63.70
	03:00PM-04:00PM	54.20	57.46	63.30
	04:00PM-05:00PM	54.20	57.57	63.80
	05:00PM-06:00PM	54.20	57.16	63.62
	06:00PM-07:00PM	54.10	57.10	63.40
	07:00PM-08:00PM	51.70	56.55	63.20
	08:00PM-09:00PM	54.10	57.33	63.80
	09:00PM-10:00PM	54.10	59.04	63.00
	10:00PM-11:00PM	44.20	48.94	49.90
	11:00PM-12:00AM	49.00	49.40	49.70
	12:00AM-01:00AM	43.00	43.75	45.10
	01:00AM-02:00AM	45.10	45.48	45.90
02:00AM-03:00AM	40.90	43.88	45.50	
03:00AM-04:00AM	40.10	42.86	46.10	
04:00AM-05:00AM	43.00	45.41	47.80	
05:00AM-06:00AM	44.90	48.66	49.60	
	Average	40.10	53.25	64.10



Rahul Singh
MONITORED BY:

End of Report

	<p align="center">MANTEC ENVIRONMENTAL LABORATORY {An ISO 9001: 2015 Certified & Accredited by NABL} (Recognized by MoEF&CC-Govt. of India) D-36, SECTOR-VI, NOIDA, District-Gautam Budh Nagar, U. P. Ph.0120-4215000, 4215805, Fax, 0120-4215809, email: manteclab@gmail.com</p>	 TC-6440
---	--	---

Name & Address of the Customer	:	Tidong Power Generation Pvt. Ltd., Vill.- Ruwang, P.O. - Moorang, Distt.- Kinnaur, (Himachal Pradesh)
Date of Monitoring	:	28.06.2021
Sample Description	:	Noise Monitoring
Sampling Location	:	ADIT-II
Monitored by	:	Mr. Rahul Singh

Monitoring Report

Sl. No.	Noise Level dB(A)			Category of Area
	Lmin	Lmax	Leq	
1.	36.50	57.10	47.48	Industrial Area

Standards of Noise Level

Sl. No.	Category of Area	As Per CPCB Guidelines	
		Day dB (A)	Night dB (A)
1.	Industrial Area	75	70
2.	Commercial Area	65	55
3.	Residential Area	55	45
4.	Silence Zone	50	40



MANTEC ENVIRONMENTAL LABORATORY
 {An ISO 9001: 2015 Certified & Accredited by NABL}
 (Recognized by MoEF&CC-Govt. of India)
 D-36, SECTOR-VI, NOIDA, District-Gautam Budh Nagar, U. P.
 Ph.0120-4215000, 4215805, Fax, 0120-4215809, email: manteclab@gmail.com



TC-6440



Location	ADIT-II			
Date	Day/ Hours	Lmin	Leq	Lmax
28.06.2021	06:00AM-07:00AM	42.40	49.93	47.20
	07:00AM-08:00AM	44.50	44.75	48.70
	08:00AM-09:00AM	45.80	47.07	49.80
	09:00AM-10:00AM	47.20	47.90	51.90
	10:00AM-11:00AM	48.60	50.70	52.20
	11:00AM-12:00PM	49.20	51.60	53.90
	12:00PM-01:00PM	50.40	52.56	54.40
	01:00PM-02:00PM	51.90	54.10	56.30
	02:00PM-03:00PM	53.80	55.90	57.10
	03:00PM-04:00PM	52.80	54.39	55.40
	04:00PM-05:00PM	50.90	52.75	54.20
	05:00PM-06:00PM	48.30	51.45	53.60
	06:00PM-07:00PM	47.20	49.68	51.40
	07:00PM-08:00PM	45.60	48.15	50.60
	08:00PM-09:00PM	43.50	46.98	49.60
	09:00PM-10:00PM	42.90	46.20	48.60
	10:00PM-11:00PM	42.10	45.88	49.80
	11:00PM-12:00AM	40.50	42.97	45.90
	12:00AM-01:00AM	39.70	41.31	42.50
	01:00AM-02:00AM	36.50	38.80	40.50
02:00AM-03:00AM	36.70	38.19	39.40	
03:00AM-04:00AM	38.70	40.91	42.80	
04:00AM-05:00AM	40.60	42.73	44.50	
05:00AM-06:00AM	42.80	44.55	46.20	
	Average	36.50	47.48	57.10



Rahul Singh

MONITORED BY:

*****End of Report*****

	MANTEC ENVIRONMENTAL LABORATORY [An ISO 9001: 2015 Certified & Accredited by NABL] (Recognized by MoEF&CC-Govt. of India) D-36, SECTOR-VI, NOIDA, District-Gautam Budh Nagar, U. P. Ph.0120-4215000, 4215805, Fax, 0120-4215809, email :manteclab@gmail.com	 TC-6440
---	--	---

Name & Address of the Customer	:	Tidong Power Generation Pvt. Ltd., Vill.- Ruwang, P.O. - Moorang, Distt.- Kinnaur, (Himachal Pradesh)
Date of Monitoring	:	25.06.2021
Sample Description	:	Source Noise Monitoring
Capacity of D.G.(KVA)	:	500 KVA
Sampling Location	:	Dam Site near Batching Plant
Monitored by	:	Mr. Mahesh Kumar



Monitoring Report

S. No.	Parameters	Protocol	Open the Canopy of D.G Set Result dB(A)	Close the Canopy of D.G Set (0.5 mtr Distance) Result dB(A)	Insertion Loss
1.	L_{eq}	CPCB Guidelines & Indian Standard:9989	91.83	65.33	23.60
2.	L_{min}	CPCB Guidelines & Indian Standard:9989	75.10	48.50	--
3.	L_{max}	CPCB Guidelines & Indian Standard:9989	96.20	72.60	--
4.	CPCB Limit in L_{eq} dB(A)	As per CPCB Noise limit For D.G. Set Upto 1000 KVA	--	75.00	25.00



Mahesh
MONITORED BY:

End of Report

	MANTEC ENVIRONMENTAL LABORATORY {An ISO 9001: 2015 Certified & Accredited by NABL} (Recognized by MoEF&CC-Govt. of India) D-36, SECTOR-VI, NOIDA, District-Gautam Budh Nagar, U. P. Ph.0120-4215000, 4215805, Fax, 0120-4215809, email :manteclab@gmail.com	 TC-6440
---	--	---

Name & Address of the Customer	:	Tidong Power Generation Pvt. Ltd., Vill.- Ruwang, P.O. - Moorang, Distt.- Kinnaur, (Himachal Pradesh)
Date of Monitoring	:	25.06.2021
Sample Description	:	Source Noise Monitoring
Capacity of D.G.(KVA)	:	500 KVA
Sampling Location	:	Dam Site near Crusher Plant
Monitored by	:	Mr. Mahesh Kumar



Monitoring Report

S. No.	Parameters	Protocol	Open the Canopy of D.G Set Result dB(A)	Close the Canopy of D.G Set (0.5 mtr Distance) Result dB(A)	Insertion Loss
1.	L_{eq}	CPCB Guidelines & Indian Standard:9989	88.39	66.23	23.20
2.	L_{min}	CPCB Guidelines & Indian Standard:9989	67.40	46.50	--
3.	L_{max}	CPCB Guidelines & Indian Standard:9989	95.40	72.20	--
4.	CPCB Limit in L_{eq} dB(A)	As per CPCB Noise limit For D.G. Set Upto 1000 KVA	--	75.00	25.00



Mahesh
MONITORED BY:

End of Report

	MANTEC ENVIRONMENTAL LABORATORY {An ISO 9001: 2015 Certified & Accredited by NABL} (Recognized by MoEF&CC-Govt. of India) D-36, SECTOR-VI, NOIDA, District-Gautam Budh Nagar, U. P. Ph.0120-4215000, 4215805, Fax, 0120-4215809, email: manteclab@gmail.com	 TC-6440
---	--	---

Name & Address of the Customer	:	Tidong Power Generation Pvt. Ltd., Vill.- Ruwang, P.O. - Moorang, Distt.- Kinnaur, (Himachal Pradesh)
Date of Monitoring	:	25.06.2021
Sample Description	:	Source Noise Monitoring
Capacity of D.G.(KVA)	:	320 KVA
Sampling Location	:	ADIT - I
Monitored by	:	Mr. Mahesh Kumar



Monitoring Report

S. No.	Parameters	Protocol	Open the Canopy of D.G Set Result dB(A)	Close the Canopy of D.G Set (0.5 mtr Distance) Result dB(A)	Insertion Loss
1.	L _{eq}	CPCB Guidelines & Indian Standard:9989	89.75	66.09	23.60
2.	L _{min}	CPCB Guidelines & Indian Standard:9989	62.50	46.20	--
3.	L _{max}	CPCB Guidelines & Indian Standard:9989	96.80	73.20	--
4.	CPCB Limit in Leq dB(A)	As per CPCB Noise limit For D.G. Set Upto 1000 KVA	--	75.00	25.00



Mahesh
MONITORED BY:

End of Report

	MANTEC ENVIRONMENTAL LABORATORY {An ISO 9001: 2015 Certified & Accredited by NABL} (Recognized by MoEF&CC-Govt. of India) D-36, SECTOR-VI, NOIDA, District-Gautam Budh Nagar, U. P. Ph.0120-4215000, 4215805, Fax, 0120-4215809, email: manteclab@gmail.com	 TC-6440
---	--	---

Name & Address of the Customer	:	Tidong Power Generation Pvt. Ltd., Vill.- Ruwang, P.O. - Moorang, Distt.- Kinnaur, (Himachal Pradesh)
Date of Monitoring	:	27.06.2021
Sample Description	:	Source Noise Monitoring
Capacity of D.G.(KVA)	:	40 KVA
Sampling Location	:	Site Office
Monitored by	:	Mr. Mahesh Kumar



Monitoring Report

S. No.	Parameters	Protocol	Open the Canopy of D.G Set Result dB(A)	Close the Canopy of D.G Set (0.5 mtr Distance) Result dB(A)	Insertion Loss
1.	L_{eq}	CPCB Guidelines & Indian Standard:9989	89.21	67.83	22.20
2.	L_{min}	CPCB Guidelines & Indian Standard:9989	67.40	46.50	--
3.	L_{max}	CPCB Guidelines & Indian Standard:9989	95.80	73.60	--
4.	CPCB Limit in L_{eq} dB(A)	As per CPCB Noise limit For D.G. Set Upto 1000 KVA	--	75.00	25.00




MONITORED BY:

****End of Report****

	MANTEC ENVIRONMENTAL LABORATORY {An ISO 9001: 2015 Certified & Accredited by NABL} (Recognized by MoEF&CC-Govt. of India) D-36, SECTOR-VI, NOIDA, District-Gautam Budh Nagar, U. P. Ph.0120-4215000, 4215805, Fax, 0120-4215809, email: manteclab@gmail.com	 TC-6440

Name & Address of the Customer	:	Tidong Power Generation Pvt. Ltd., Vill.- Ruwang, P.O. - Moorang, Distt.- Kinnaur, (Himachal Pradesh)
Date of Monitoring	:	27.06.2021
Sample Description	:	Source Noise Monitoring
Capacity of D.G.(KVA)	:	125 KVA
Sampling Location	:	Site Office near Cement Store
Monitored by	:	Mr. Mahesh Kumar



Monitoring Report

S. No.	Parameters	Protocol	Open the Canopy of D.G Set Result dB(A)	Close the Canopy of D.G Set (0.5 mtr Distance) Result dB(A)	Insertion Loss
1.	L _{eq}	CPCB Guidelines & Indian Standard:9989	88.09	67.15	21.90
2.	L _{min}	CPCB Guidelines & Indian Standard:9989	65.40	44.80	--
3.	L _{max}	CPCB Guidelines & Indian Standard:9989	95.40	73.50	--
4.	CPCB Limit in Leq dB(A)	As per CPCB Noise limit For D.G. Set Upto 1000 KVA	--	75.00	25.00



Mahesh
MONITORED BY:

End of Report

	MANTEC ENVIRONMENTAL LABORATORY {An ISO 9001: 2015 Certified & Accredited by NABL} (Recognized by MoEF&CC-Govt. of India) D-36, SECTOR-VI, NOIDA, District-Gautam Budh Nagar, U. P. Ph.0120-4215000, 4215805, Fax, 0120-4215809, email: mantecclab@gmail.com	 TC-6440

Name & Address of the Customer	:	Tidong Power Generation Pvt. Ltd., Vill.- Ruwang, P.O. - Moorang, Distt.- Kinnaur, (Himachal Pradesh)
Date of Monitoring	:	27.06.2021
Sample Description	:	Source Noise Monitoring
Capacity of D.G.(KVA)	:	125 KVA
Sampling Location	:	Near Power House
Monitored by	:	Mr. Mahesh Kumar

Monitoring Report

S. No.	Parameters	Protocol	Open the Canopy of D.G Set Result dB(A)	Close the Canopy of D.G Set (0.5 mtr Distance) Result dB(A)	Insertion Loss
1.	L_{eq}	CPCB Guidelines & Indian Standard:9989	92.06	66.89	23.00
2.	L_{min}	CPCB Guidelines & Indian Standard:9989	70.50	45.50	--
3.	L_{max}	CPCB Guidelines & Indian Standard:9989	96.50	73.50	--
4.	CPCB Limit in L_{eq} dB(A)	As per CPCB Noise limit For D.G. Set Upto 1000 KVA	--	75.00	25.00



Mahesh
MONITORED BY:

****End of Report****



MANTEC ENVIRONMENTAL LABORATORY
{An ISO 9001: 2015 Certified & Accredited by NABL}
(Recognized by MoEF&CC-Govt. of India)
D-36, SECTOR-VI, NOIDA, District-Gautam Budh Nagar, U. P.
Ph.0120-4215000, 4215805, Fax, 0120-4215809, email: manteclab@gmail.com

Traffic Survey

Location	Check Post, Village - Ruwang, Distt.- Kinnaur, Himachal Pradesh				
Dates	28.06.2021 to 29.06.2021				
	Types of Vehicles				
Time (Hrs)	Project LCV	Other LCV	Other Trucks/Bus	Project Trucks	2-Wheelers
06:00-07:00	00	00	00	00	00
07:00-08:00	00	00	00	00	00
08:00-09:00	01	00	00	00	00
09:00-10:00	02	01	00	01	00
10:00-11:00	03	00	00	02	00
11:00-12:00	01	00	00	00	00
12:00-13:00	02	00	00	01	00
13:00-14:00	02	01	00	01	00
14:00-15:00	01	02	00	00	00
15:00-16:00	02	00	00	02	00
16:00-17:00	03	02	00	01	00
17:00-18:00	02	01	00	00	00
18:00-19:00	01	00	00	01	00
19:00-20:00	00	01	00	01	00
20:00-21:00	00	00	00	00	00
21:00-22:00	00	00	00	00	00
22:00-23:00	00	00	00	00	00
23:00-24:00	00	00	00	00	00
24:00-01:00	00	00	00	00	00
01:00-02:00	00	00	00	00	00
02:00-03:00	00	00	00	00	00
03:00-04:00	00	00	00	00	00
04:00-05:00	00	00	00	00	00
05:00-06:00	00	00	00	00	00
Total	20	07	00	10	00




Environmental Monitoring Photographs of TPGPL Project, Kinnaur, H.P.



Monitoring of Ambient Air & Ambient Noise




Shot on OnePlus
By Rahul Thakur



Shot on OnePlus
By Rahul Thakur





Shot on OnePlus
By Rahul Thakur



Shot on OnePlus
By Rahul Thakur

Monitoring of Source Emission & Source Noise



Sampling of Water & Waste Water